
FRIDLEY COMMONS PARK

PARK SYSTEM IMPROVEMENT PLAN

100% SD PACKAGE | SEPTEMBER 2024

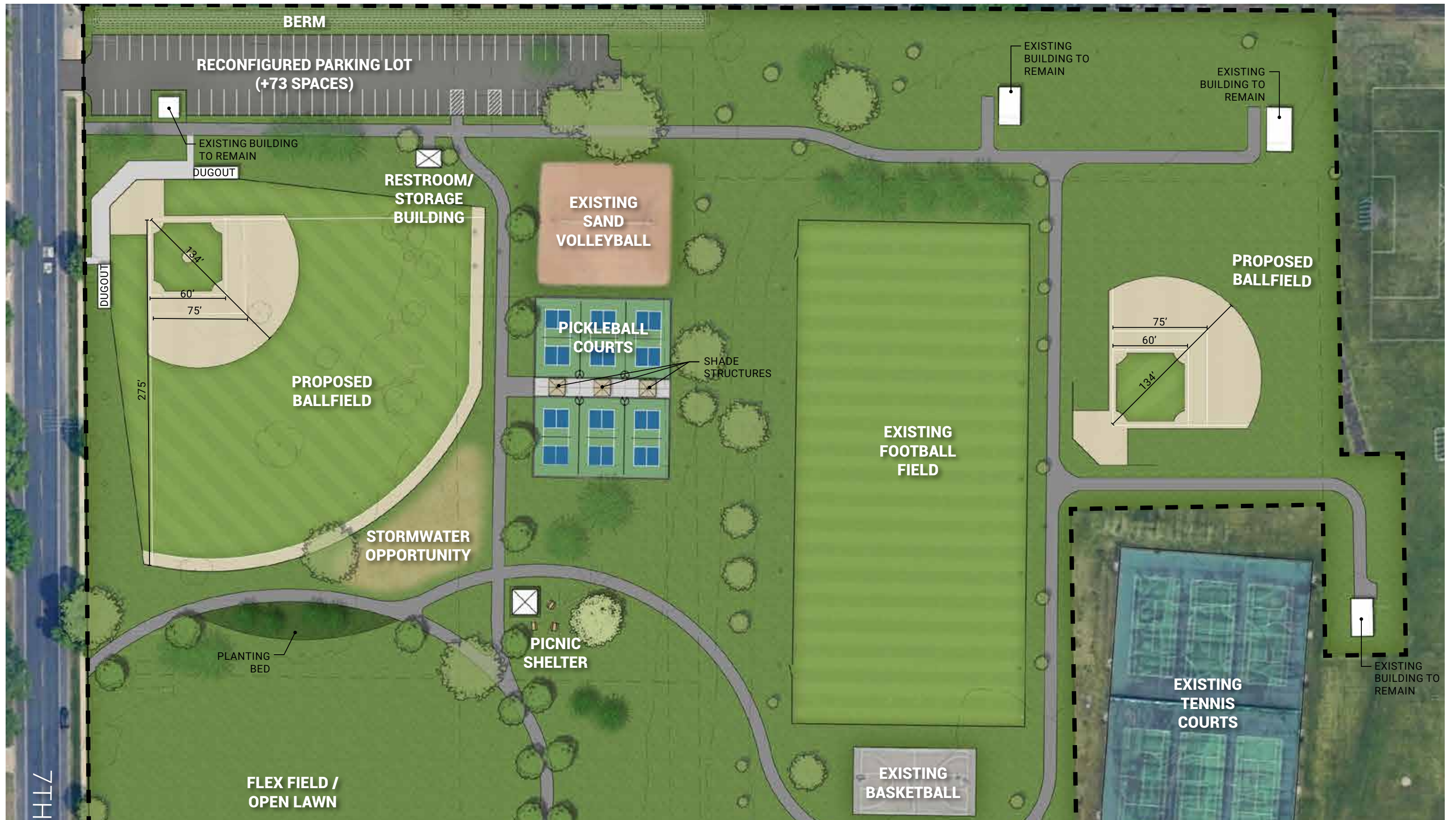
Table of Contents

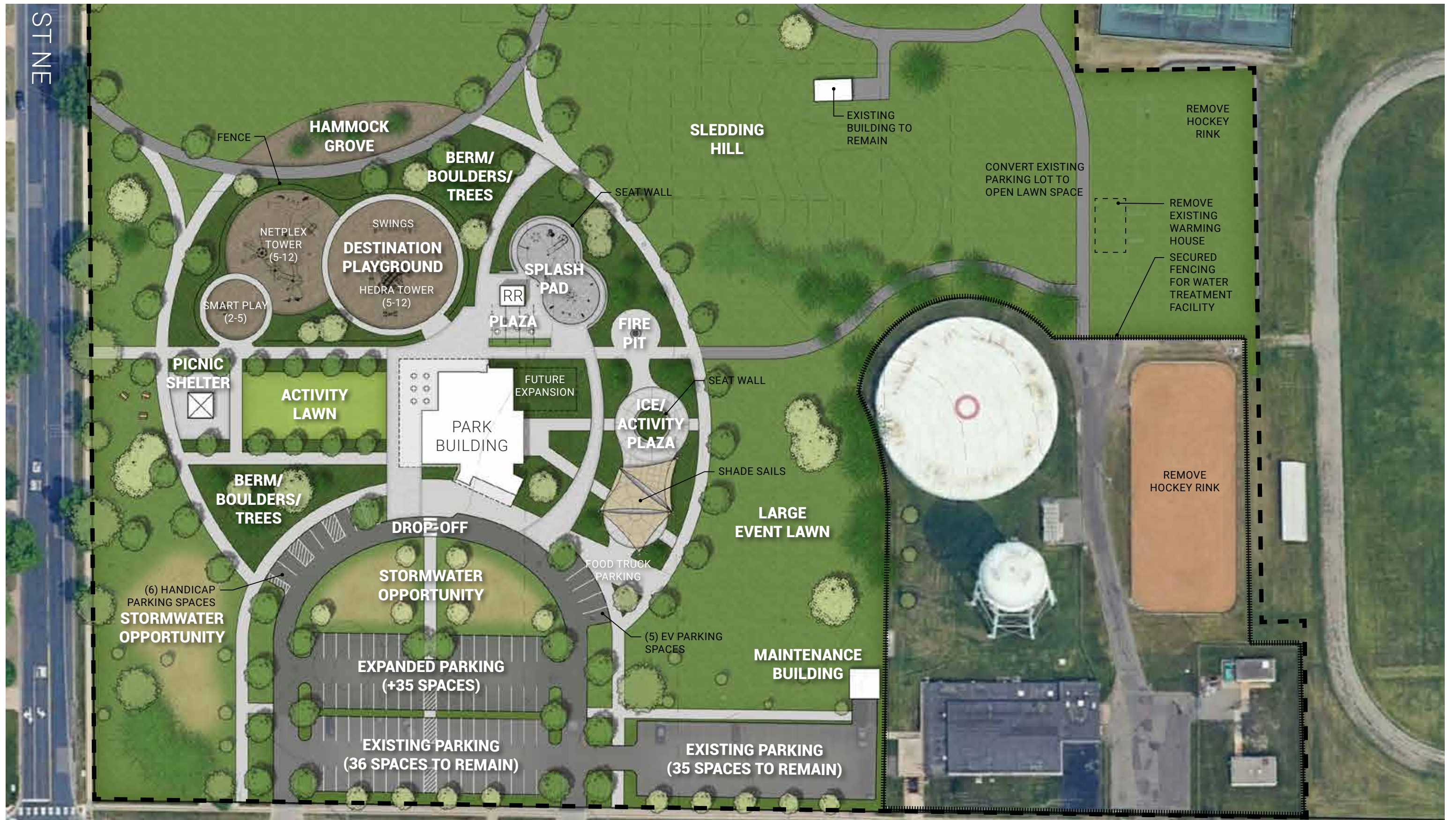
- Illustrative Plan 3**
- Paving 6**
- Lighting 9**
- Landscaping12**
- Fencing15**
- Site Furnishings17**



Illustrative Plan

















Paving Diagram (north)

LEGEND:

COLOR TYPE











	Asphalt Parking Lot (New)
	Asphalt Parking Lot (Existing)
	Asphalt Trail
	Color Coated Asphalt
	Standard Concrete
	Decorative Concrete
	Concrete for Splash Pad
	Poured-In-Place + Engineered Wood Fiber
	Structural Concrete
	Engineered Wood Fiber Mulch

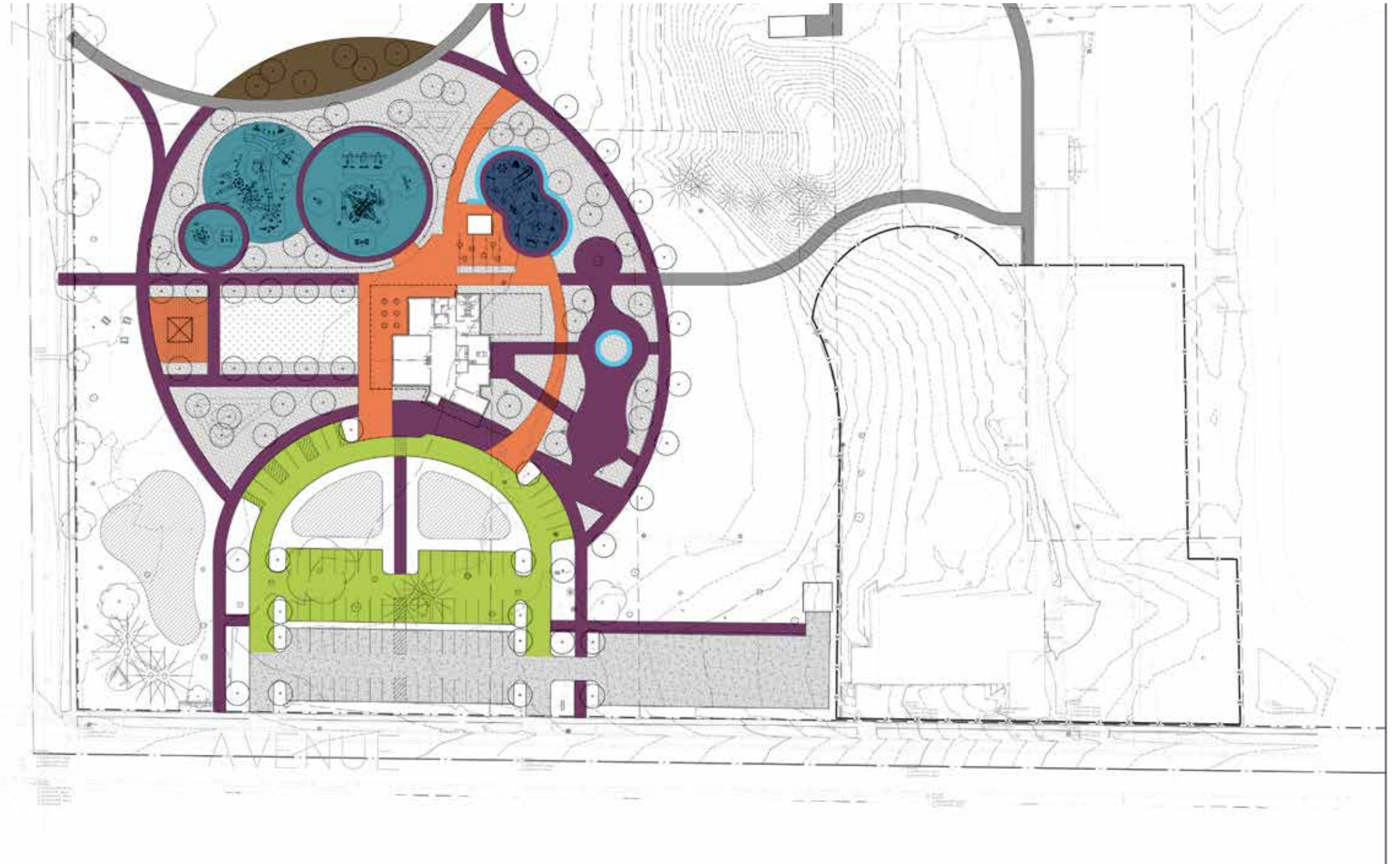


Paving Diagram (south)

LEGEND:

COLOR TYPE

	Asphalt Parking Lot (New)
	Asphalt Parking Lot (Existing)
	Asphalt Trail
	Color Coated Asphalt
	Standard Concrete
	Decorative Concrete
	Concrete for Splash Pad
	Poured-In-Place + Engineered Wood Fiber
	Structural Concrete
	Engineered Wood Fiber Mulch



Paving Materials

NOTE: BMI to confirm based on geotechnical report

Asphalt Parking Lot (New)

Drive aisle and parking bays for new parking lot. Assumes 12" Class 5 base material, 2" base course, 1.5" wear course, curb and gutter, painting/markings.

Asphalt Parking Lot (Existing)

Existing parking lot to remain. Re-striping will need to occur to accommodate the expansion to the north. Some asphalt will need to be removed to provide parking islands that are intended to reduce the amount of impervious surface.

Asphalt Trail

Standard asphalt path at 10' width. Section assumes 8" Class 5 base material, 2" base course, 1.5" wear course.

Color Coated Asphalt

Color coated asphalt surface at the pickleball courts. Includes two colors (green and blue) and striping. Defined as 10" Class 5 base material, 2" base course, 1.5" wear course, painting and coating for courts, and an 18" concrete maintenance strip surrounding the perimeter.

Standard Concrete

Defined as broom finish concrete to a 5" depth and located at various widths of 6-10' throughout the site for sidewalks and plaza area connections.

Decorative Concrete

Decorative concrete with color banding, sandblasted or etched patterning and both tooled and saw cut jointing to provide visual interest, highlight circulations, and define spaces. Depth of 4" with 8" class 5 base. Included is a 10' wide portion of the paving area that runs north/south and east/west at a 6" depth to support truck/winter plow.

Concrete for Splash Pad

Reference surfacing type from splash pad vendor.

Poured-in-Place + Engineered Wood Fiber

Represents unitary rubber surfacing that will underneath most playground equipment (60%). This surface will meet all ASTM and CPSI standards related to fall height attenuation. It will also incorporate multiple color designs with specific color mixes. Section assumes 6" Class 5 base material, varying thickness of SBR material for fall attenuation, and a 0.5" to 0.75" top wear coat. The remaining surface that is not poured in place will be engineered wood fiber.

Structural Concrete Seatwall











Cast-in-place concrete seat walls at splash pad, 18"ht, 24"depth.

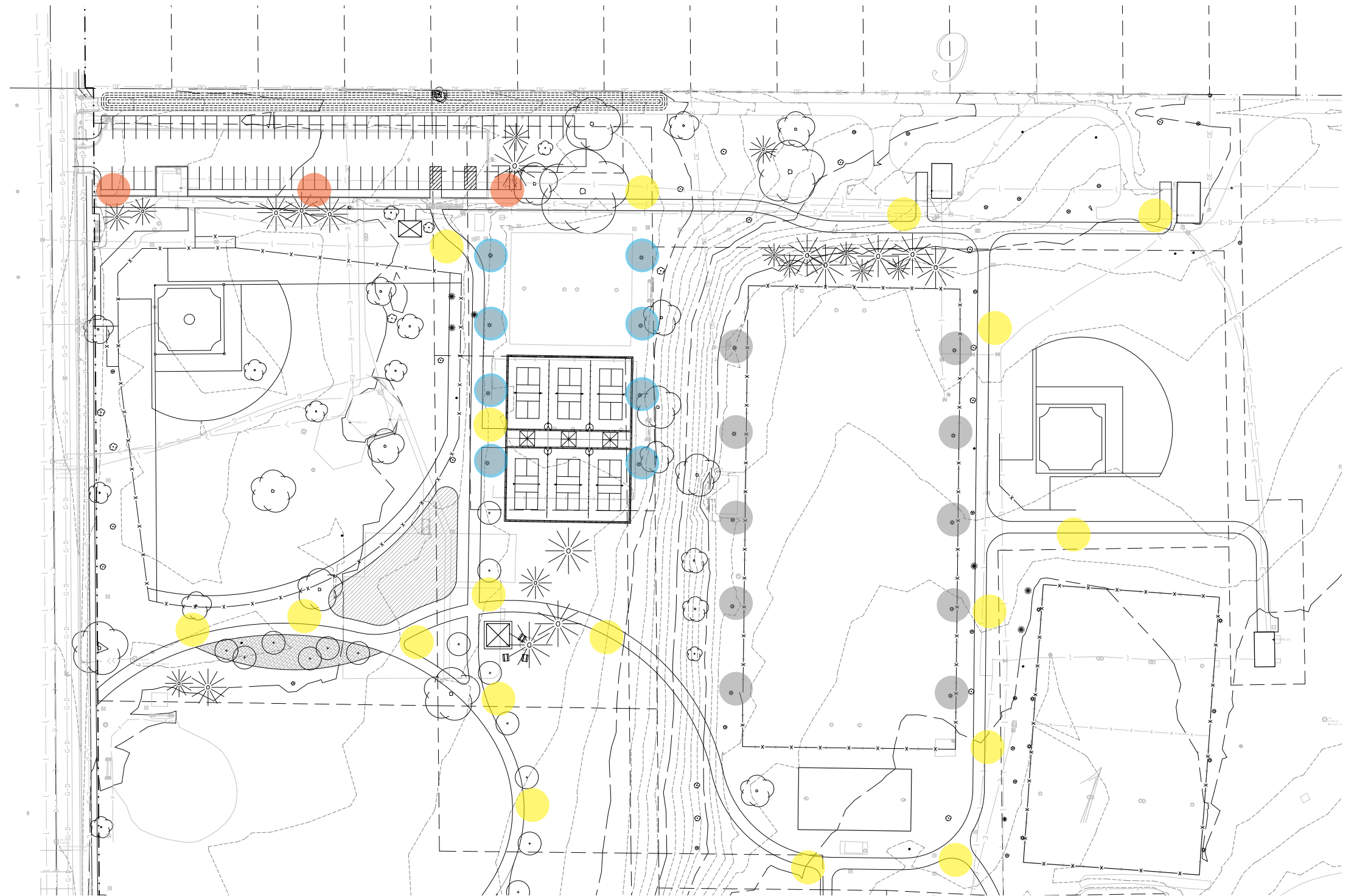
Engineered Wood Fiber

Engineered wood fiber is to be placed in the hammock area. Section assumes 12" depth.

Lighting Diagram (north)











LEGEND:

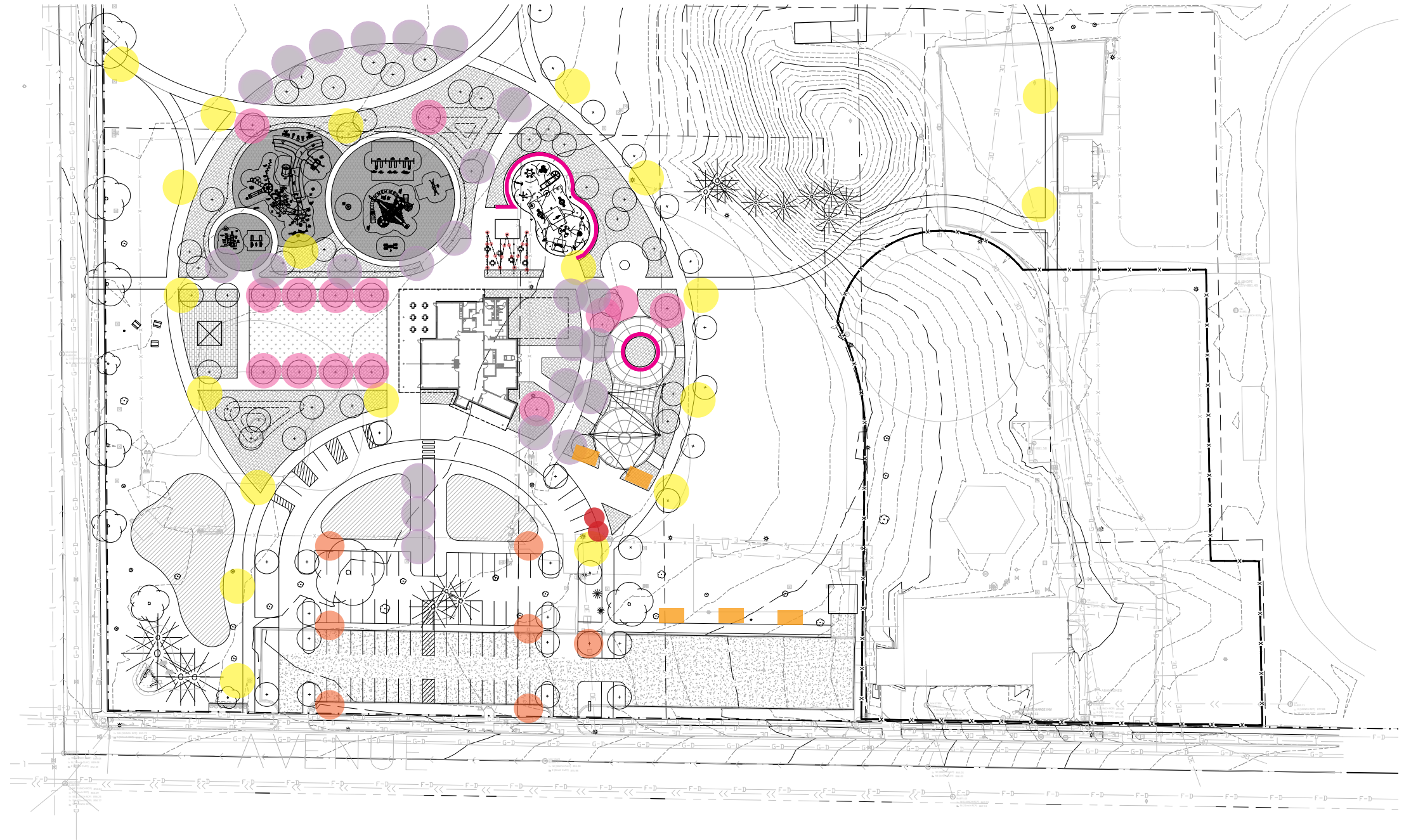
COLOR	TYPE	TOTAL
	Upgraded lights at sand volleyball and pickleball courts - reuse existing poles	8 EA
	Parking Lot Lighting	11 EA
	Pedestrian Scale Path/Area Lights	33 EA
	Bollard Walkway Lights	24 EA
	Seatwall Lights (LED Strip Lighting)	283 LF
	Overhead String Lights	120 LF/ 4 strands
	Accent/Tree Uplighting	14 EA
	Existing Site Lights (to remain)	10 EA
	EV Charging Stations	2 EA
	Electrical hook-up for Food Trucks	5 EA



Lighting Diagram (south)

LEGEND:

COLOR	TYPE	TOTAL
	Upgraded lights at sand volleyball and pickleball courts - reuse existing poles	8 EA
	Parking Lot Lighting	11 EA
	Pedestrian Scale Path/Area Lights	33 EA
	Bollard Walkway Lights	24 EA
	Seatwall Lights (LED Strip Lighting)	283 LF
	Overhead String Lights	120 LF/ 4 strands
	Accent/Tree Uplighting	14 EA
	Existing Site Lights (to remain)	10 EA
	EV Charging Stations	2 EA
	Electrical hook-up for Food Trucks	5 EA



Lighting Fixtures



Sport Court Lighting

Model: Zone Large (ZNL)
 Manufacturer: LSI
 Notes: Fixture only. Reuse existing poles



Parking Lot Lighting

Model: UR20 Edge-Lit Post Top
 Manufacturer: Kim Lighting



Pedestrian Path/Area Light

Model: UR20 Ouro Post Top
 Manufacturer: Kim Lighting (Current)
 Notes: 10-14' height; meets dark sky requirements



Bollard Walkway Light

Model: Outline Bollard
 Manufacturer: Landscape Forms
 Notes: Surface mounted; meets dark sky requirements



Seatwall Lights (LED Strip Lighting)

Model: Vertex 1000 (Outdoor)
 Manufacturer: Kelvix
 Notes: 14' strips, works up to -40 degrees, 3000K



Overhead String Lighting

Model: Tumbler
 Manufacturer: Landscape Forms



Accent/Tree Uplighting

Model: Colt LBUL
 Manufacturer: EXO

Landscaping Diagram (north)

LEGEND:

COLOR TYPE

 Landscape Bed - Irrigated

 Stormwater Planting Mix

 Sod, Drip Irrigation

 Ornamental Tree

 Shade Tree

TOTAL

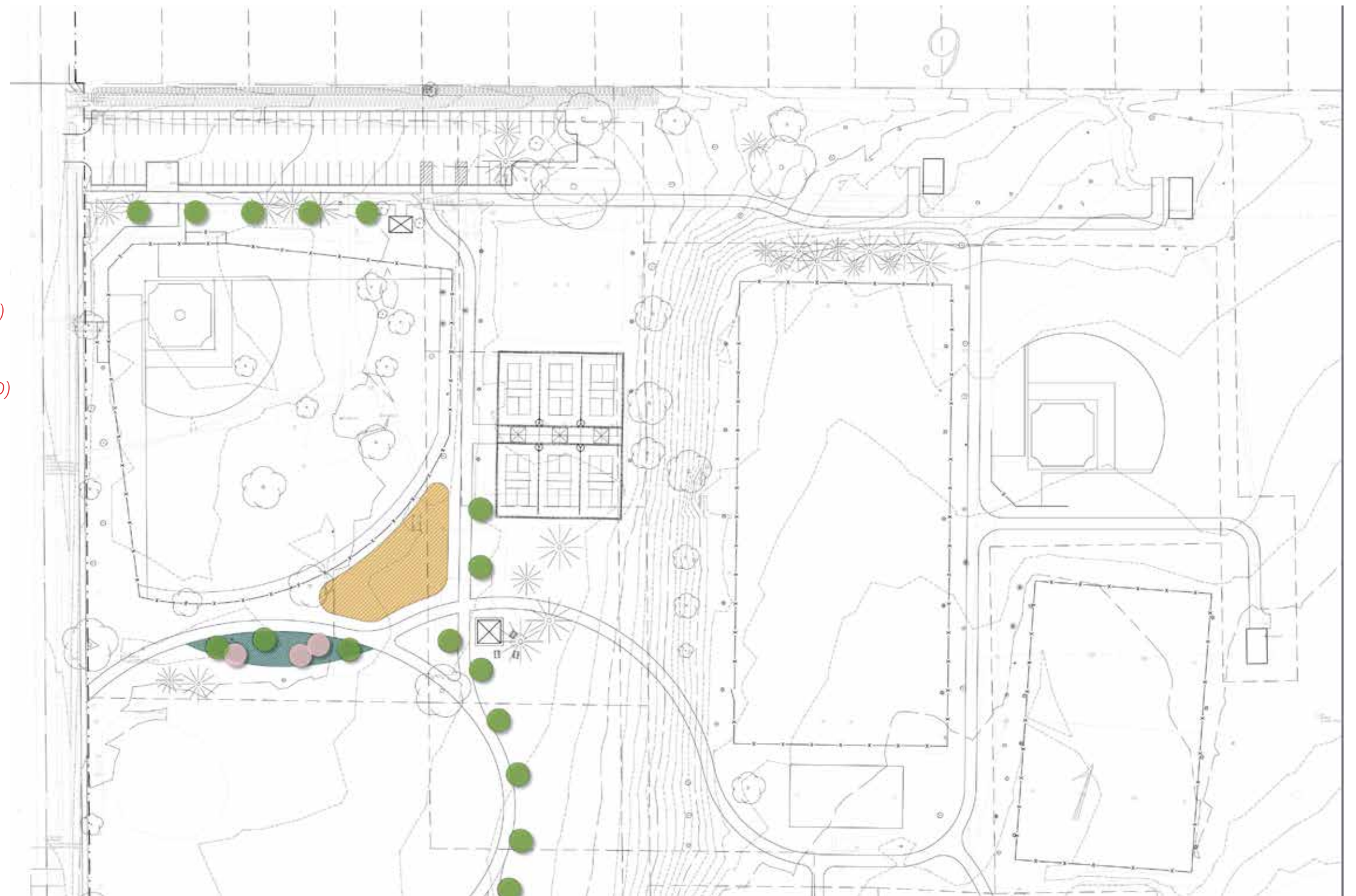
-

-

-

15 EA
(PROPOSED)

75 EA
(PROPOSED)



Landscaping Diagram (south)

LEGEND:

COLOR TYPE

 Landscape Bed - Irrigated

 Stormwater Planting Mix

 Sod, Drip Irrigation

 Ornamental Tree

 Shade Tree

TOTAL

-

-

-

15 EA
(PROPOSED)

75 EA
(PROPOSED)



Landscaping Materials & Precedents



Landscape Bed - Irrigated

75% Perennials - 24" OC, 25% shrubs 3-6' OC, 4" shredded hardwood mulch, 4' topsoil, drip irrigation, steel edger, accent landscape boulders



Stormwater Planting Mix



Sod, Drip Irrigation



Ornamental Trees

6' B&B



Shade Trees

2.5" Cal. B&B








Turf Restoration Area (TBD based on grading plan)

Seed Mix

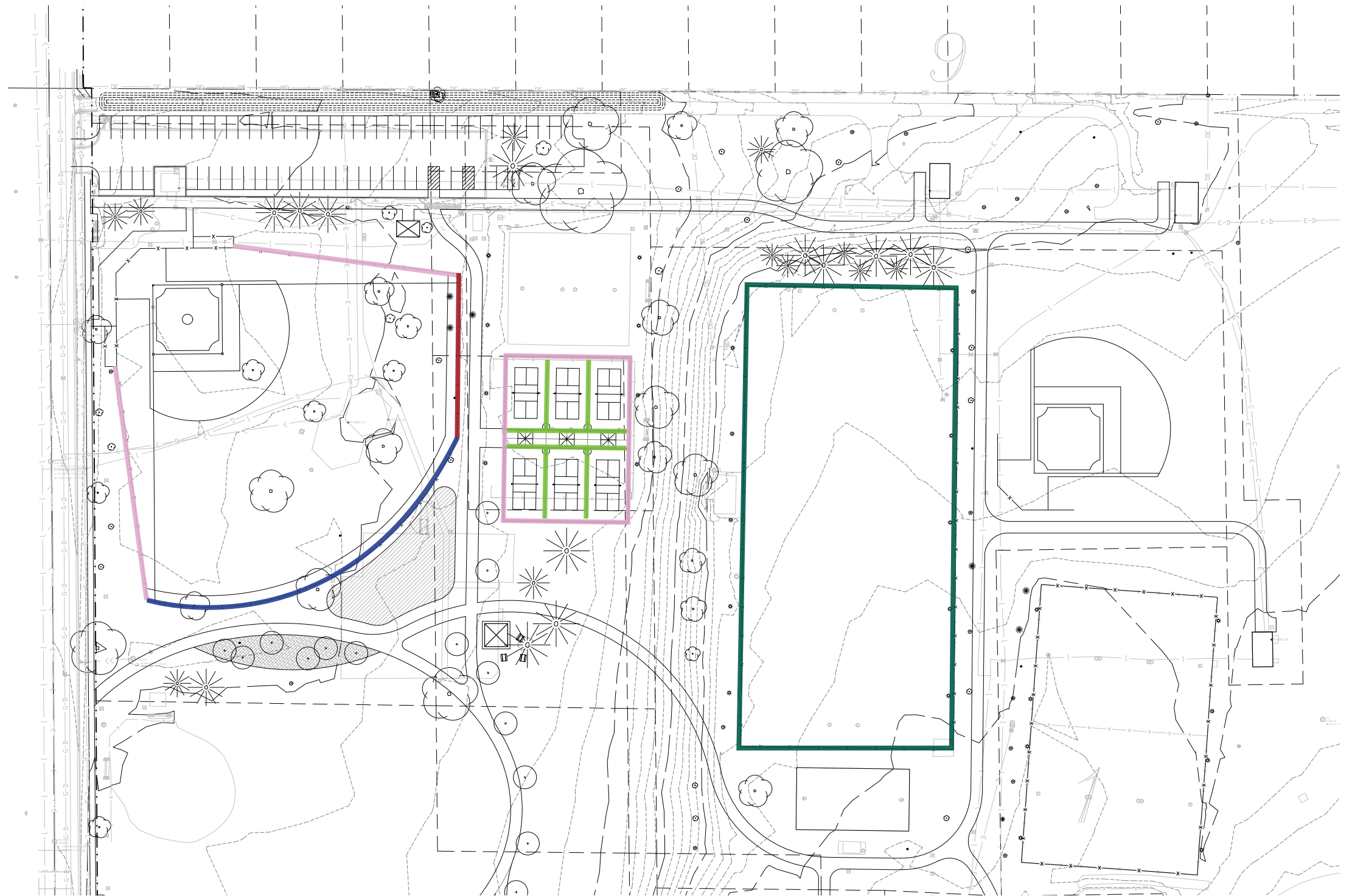
Fencing Diagram (north)

LEGEND:

COLOR	FENCE TYPE
	42" Playground Perimeter Fence
	4' Sport Fence
	6' Sport Fence
	8' Sport Fence
	10' Sport Fence








Galvanized Chainlink Fencing



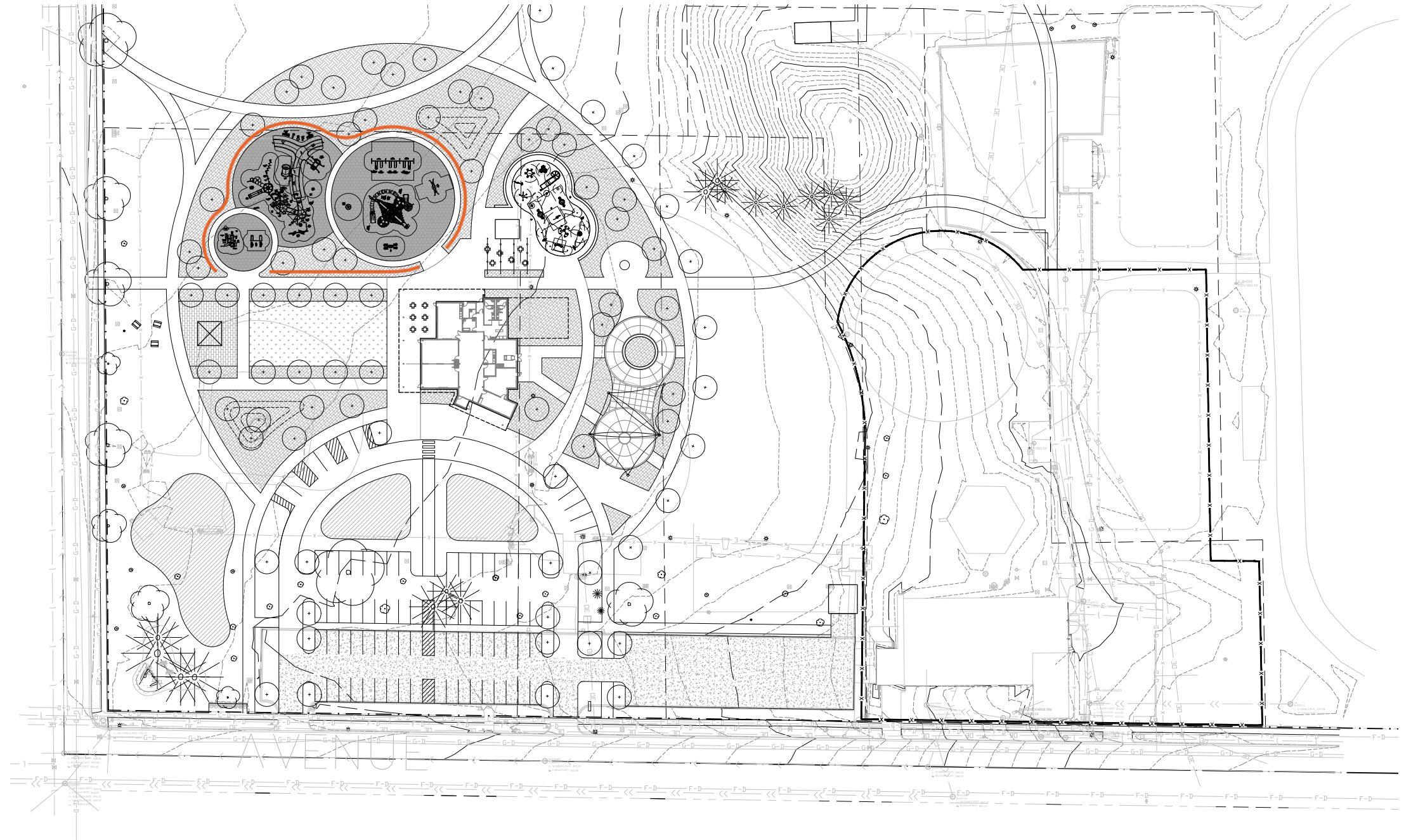
Fencing Diagram (south)

LEGEND:

COLOR	FENCE TYPE
	42" Playground Perimeter Fence
	4' Sport Fence
	6' Sport Fence
	8' Sport Fence
	10' Sport Fence



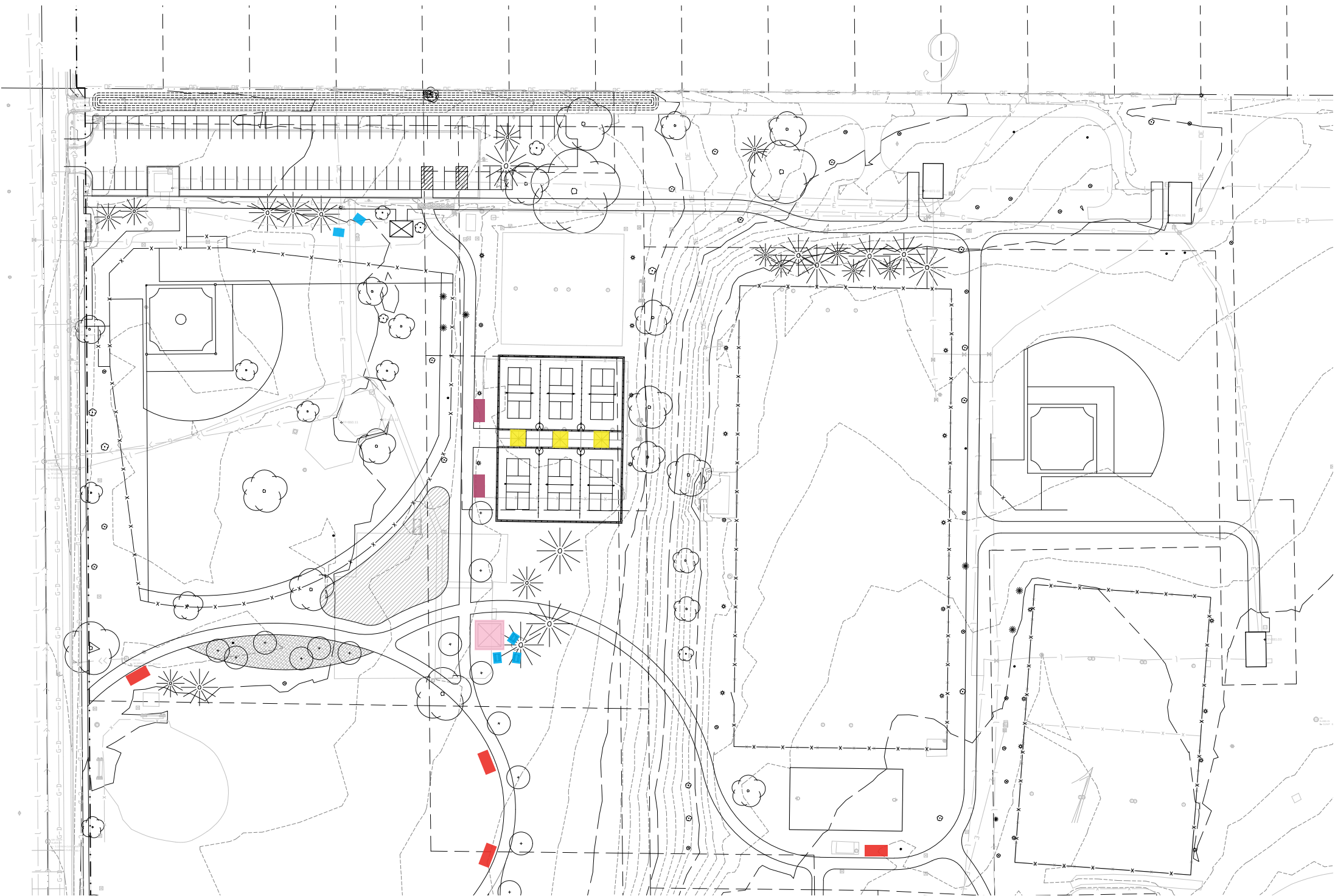
*Decorative Aluminum Playground
Perimeter Fence*



Site Furnishings Diagram (north)










LEGEND:

COLOR	FURNISHING ITEM	QTY.
Blue	Table and Bench	8 EA
Orange	Bistro Table	11 EA
Maroon	Bench (<i>backless</i>)	11 EA
Red	Bench (<i>w/ back</i>)	14 EA
Yellow	Pickleball Shade Structure + Seating	3 EA
Pink	Picnic Shelter	2 EA
Dark Blue	Hammock Posts	9 EA
Orange Circle	Fire Feature	1 EA
Green Triangle	Shade Sail	3 EA




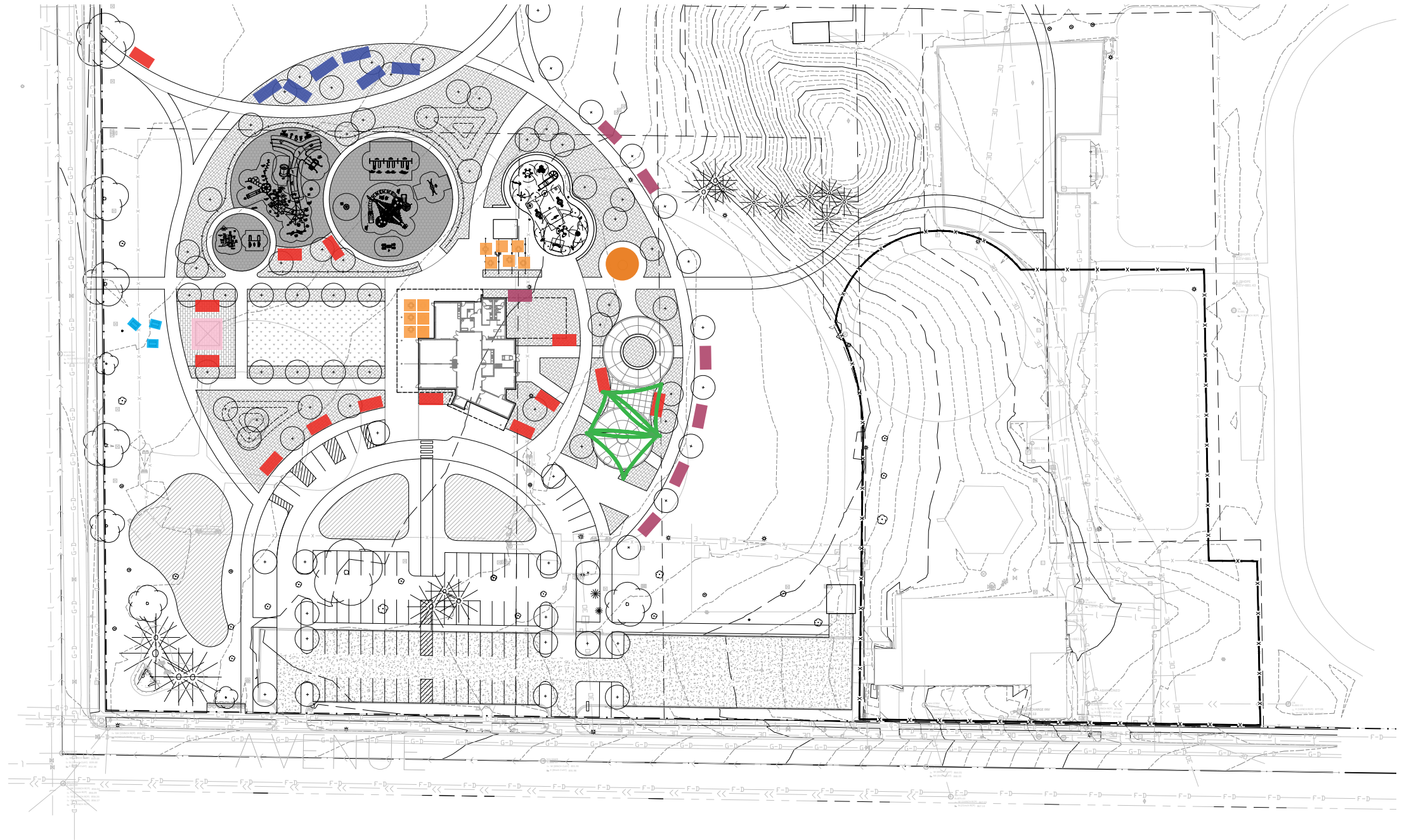
Site Furnishings Diagram (south)

LEGEND:

COLOR	FURNISHING ITEM	QTY.
	Table and Bench	8 EA
	Bistro Table	11 EA
	Bench (backless)	11 EA
	Bench (w/back)	14 EA
	Pickleball Shade Structure + Seating	3 EA
	Picnic Shelter	2 EA
	Hammock Posts	9 EA
	Fire Feature	1 EA
	Shade Sail	3 EA



 **Shade Sail**
 Model: Skyways Triangle Sail
 Manufacturer: Landscape Structures



Site Furnishings Fixtures



Table and Bench

*Model: Vector Table Ensemble
 Manufacturer: Landscape Forms
 Notes: Freestanding or surface mounted*



Bistro Table and Chair

*Model: Parc Centre Table + Chair
 Manufacturer: Landscape Forms*



Bench (backless)

*Model: FGP Collection; Backless 70" Bench
 Manufacturer: Landscape Forms
 Notes: Surface mounted*



Bench (w/ back)

*Model: FGP Collection; Backed 70" Bench
 Manufacturer: Landscape Forms
 Notes: Surface mounted*



Pickleball Shade Structure

*Model: Outline Bollard
 Manufacturer: Landscape Forms
 Notes: Surface mounted; meets dark sky requirements*



Picnic Shelter

*Model: Monoslope
 Manufacturer: Poligon*



Hammock Posts

Model: Custom/contractor built



Fire Feature

*Model: Flat Top Fire Pit + Steel Logs
 Manufacturer: Breck Ironworks*