



City of Fridley, Minnesota



Adopted Capital Investment Program 2023-2027

FridleyMN.gov/233/City-Financials

This page intentionally left blank.





TABLE OF CONTENTS

Budget Organization_____	3
Guiding Principles_____	4
Executive Summary_____	5
Capital Project Funds	
Building Capital Projects_____	13
Street Capital Projects_____	21
Park Capital Projects_____	47
Information Technology Capital Projects_____	77
Equipment Capital Projects_____	97
Enterprise Funds	
Water Utility_____	133
Sanitary Sewer Utility_____	157
Storm Water Utility_____	171
Municipal Liquor_____	187

BUDGET AUTHORITY



The Proposed Capital Investment Program (CIP) for the City of Fridley, Minnesota (City) for the Fiscal Year beginning January 1, 2023, and ending December 31, 2023.

Pursuant to Section 7.04 and 7.05, and other applicable chapters or sections of the City Charter, this document and its associated volumes and appendices shall be considered the estimates as prepared by the City Manager and the complete financial plan for the City for the ensuing fiscal year(s). This document contains the sums to be raised and from what sources, and the sums to be spent and for what purposes. For the purposes of compliance, these documents shall be the Proposed 2022 Budget.

With the support of the City Manager and other City staff, the City Council (Council) will formally adopt this budget on December 12, 2022. The Council and other officials involved in the development of this budget are listed below.

Elected Officials

		4 Year Terms Expiring December
Mayor	Scott J. Lund	2024
Councilmember, At-Large	David M. Ostwald	2024
Councilmember, Ward No. 1	Thomas C. Tillberry	2022
Councilmember, Ward No. 2	Stephen H. Eggert	2022
Councilmember, Ward No. 3	Ann R. Bolkcom	2022

Appointed Officials

City Manager	Walter T. Wysopal
City Attorney, Civil Affairs	Sarah J Sonsalla
City Attorney, Criminal Affairs	City of Coon Rapids
City Clerk	Melissa M. Moore

Department Directors

Director of Community Development	Scott J. Hickok
Director of Community Services	Michael W. Maher
Director of Employee Resources	Rebecca A. Hellegers
Director of Finance & City Treasurer	Joseph A. Starks
Director of Public Safety and Chief of Police	Brian T. Weierke
Director of Public Works and City Engineer	James P. Kosluchar

BUDGET ORGANIZATION



Proposed Budget Structure

The Proposed 2023 Budget for the City of Fridley, Minnesota (City, Fridley) contains the following volumes and supplemental budget documents and/or appendices.

Figure No.1: Budget Structure and Volumes

Volume No.	Title	Description
I	Budget Overview and Summary	<p>A summary of the overall budget containing a brief history of the organization, demographic and economic trends, organizational structure, budget summaries, major budget assumptions and factors, and analysis and discussion of budget decisions along with a review of fund balances and debt service.</p> <p>The summary also includes discussion of common budget terms and information about any underlying assumption and appendices, if needed.</p>
II	Budget Detail and Financial Reports	A detailed review of all budgeted revenues and expenditures, including personnel, supplies and contractual services. The volume represents the proposed operating budget for the purposes of budget authority and compliance.
III	Capital Investment Program (CIP)	A summary and detailed review of the various capital budgets and funds of the City including individual project analysis and other considerations. The volume represents the proposed budget for the purposes of budget authority and compliance for all capital project funds.
Other	Financial Management Policies	Each volume and/or section of this budget are adopted in compliance with the various financial management policies as adopted by the Council. For more information on these policies, please contact the Finance Department.

GUIDING PRINCIPLES



To guide and inform the development of the annual budget, the Council and City Manager rely on a series of guiding principles and documents, principally the Vision Statement, Organizational Values and the strategic plan, known as Focus on Fridley.

Vision Statement

In 2015, the Council adopted the following Vision Statement to generally guide the operations, programs and projects of the City. The Council reaffirmed this Vision Statement in 2019.

We believe Fridley will be a safe, vibrant, friendly and stable home for families and businesses.

Organizational Values

The Council also established three primary organizational values to guide the behavior and culture of the organization. In all things, the City shall be:

Friendly, Responsive and Driven.

Focus of Fridley

In 2019, the Council, through two strategic planning workshops, met to discuss their ideas and thoughts for the City over the next two years. Using these discussions, the Council eventually compiled a strategic plan known as Focus on Fridley. Along with several specific projects, the Council identified five strategic goals or “focus areas” to guide other City initiatives and programs. In no particular order, these Focus Areas are:

1. Community Identity and Relationship Building;
2. Public Safety and Environmental Stewardship;
3. Vibrant Neighborhoods and Places;
4. Financial Stability and Commercial Prosperity; and
5. Organizational Excellence.

These Focus Areas provide guidance throughout the development of the Proposed 2022 Budget and serve as direction for daily activities and expenditures of the organization. Based on previous practices, the Council will likely conduct another strategic planning exercise in 2022 or 2023, which will have a similar impact on the budget development process and planned expenditures.



EXECUTIVE SUMMARY

Introduction

Annually, the Council, upon the recommendation of the City Manager, proposes a five-year Capital Investment Program (CIP) to provide for and maintain public facilities and equipment. As both a budgeting and planning tool, the CIP balances the finite resources of the City with the policy goals and objectives of the Council.

The CIP and the associated capital projects differ from the operating budget as they often represent larger, individual or “one-time” financial obligations that may span several years (e.g., the construction of a new building). Generally, a capital project may include the acquisition of real estate, construction of public improvements and/or the purchase of equipment. Per City policy, the activity or project must exceed \$10,000 for inclusion in the CIP generally.

Along with the Guiding Principles outlined above, the CIP remains consistent with the actions and plans of the Council, including, but not limited to: 2040 Comprehensive Plan; Active Transportation Plan; Americans with Disabilities Act (ADA) Transition Plan; Pavement Management Plan; and the University Avenue and Trunk Highway 65 Corridor Development Study. In addition to these plans and studies, the Council adopts several agreements and/or contracts, which also modify the CIP. Lastly, the City adopted a new Park System Improvement Plan 2022, which will have a significant impact on capital planning and projects for the next 8-10 years.

Budget Development Process

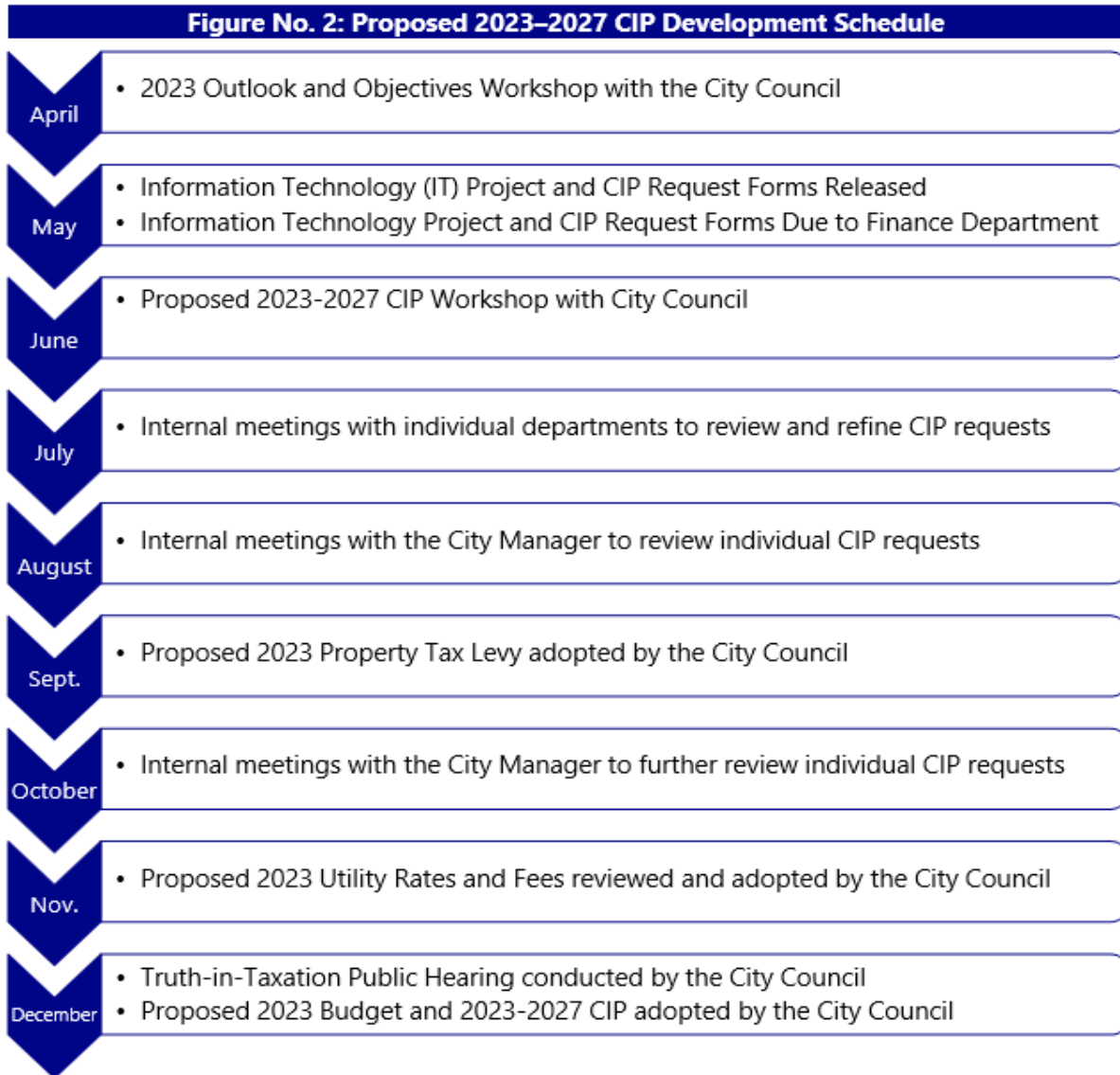
Through an extensive process, the City, in concert with Anoka County and other agencies, identified various activities and capital projects eligible for inclusion in the CIP. The CIP seeks to both determine the full cost of the project (e.g., design, engineering, construction, inspection, operations) and assign appropriate funding or revenue sources accordingly.

Given the limited resources of the City and the typically high cost of capital projects, the City rates all capital project requests using five priority categories. In order, they are:

1. Essential, Health or Safety Mandate;
2. Provide Efficiency or Return on Investment;
3. Provides Long-Term Benefit;
4. External Funding Available; and
5. Future Consideration.

Many capital projects may be considered under multiple priority categories. In those situations, the capital project will be assigned the highest, applicable priority rating. The ratings are assigned by staff and are not necessarily reflective of the overall priorities of the CIP as approved by the Council.

As mentioned above, the development process for the CIP requires several months of review and analysis. Despite this process, the City may add a capital project at any time based on the level of need (e.g., safety concern, legal mandate), consistent with the City Charter (Charter). Absent such a change, the CIP development typically follows the following schedule.



Document Structure

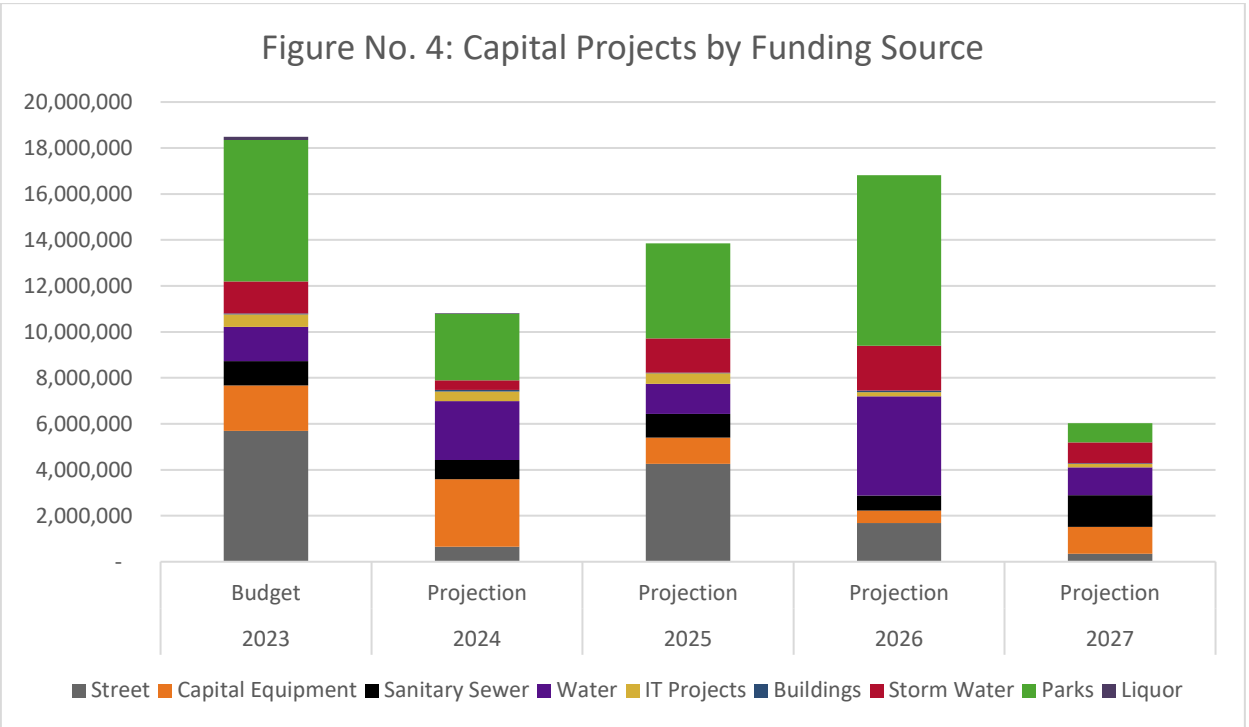
For accounting and budget development purposes, the City divides the CIP into several areas. Generally, there are two types of funds supporting capital projects: 1) Capital Project Funds; and 2) Enterprise Funds. For the purposes of this document, they are further divided into a total of nine sections as outlined on the next page.

Figure No. 3: CIP Funds by Fund Type	
Capital Project Funds	Enterprise Funds
1. No. 405, Building Capital Projects	1. No. 601, Water Utility
2. No. 406, Street Capital Projects	2. No. 602, Sanitary Sewer Utility
3. No. 407, Park Capital Projects	3. No. 603, Storm Water Utility
4. No. 409, IT Capital Projects	4. No. 609, Municipal Liquor
5. No. 410, Equipment Capital Projects	

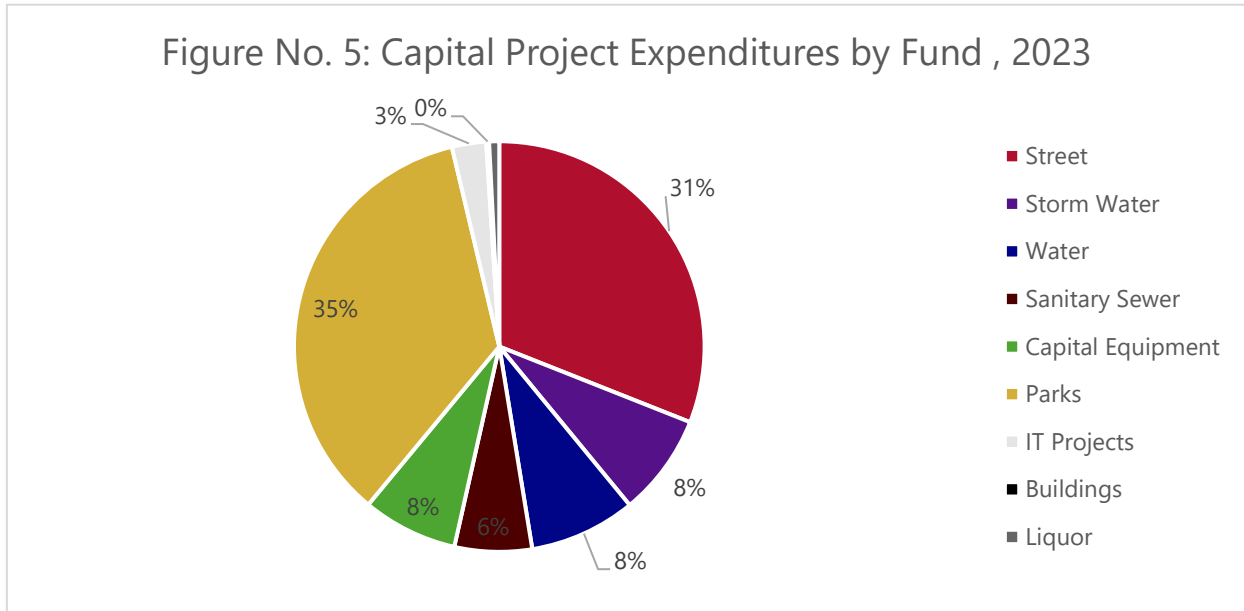
More information and analysis concerning each area may be found in their respective section in the latter portions of this document. These sections include discussion about the allowable uses of the fund and/or section, project highlights or comments and further financial analysis. Lastly, only the first year of the CIP constitutes budget authority or the authorization to expend funds related to the respective capital projects per City regulations. The remaining four years may be considered a plan and are subject to change annually as part of the CIP development process.

Financial Summary

The Proposed 2023–2027 CIP contains 141 separate capital projects with planned expenditures totaling approximately \$65,813,500 spread over the five–year plan. Over that same period, the City anticipates \$65,813,500 in funding sources. In total, the City plans to expend \$25,002,000 of fund balances from the five Capital Project Funds while using about \$1,778,200 of cash balances in the four Enterprise Funds. Figure No. 4 outlines the revenue projections in greater detail.



With respect to expenditures, the Final 2023–2027 CIP budgets approximately \$18,555,500 for all capital projects across the various funds in 2023. Figure No. 5 outlines the proposed capital project costs in greater detail. Generally, the CIP expenditures for 2023 remain consistent with previous years.



External Funding. From time to time, the City may receive a grant or partner with another agency, such as a neighboring municipality, to accomplish certain capital projects. Figure No. 6 below outlines the various grants and contributions from external agencies anticipated as part of Proposed 2023–2027 CIP.

Figure No. 6: Anticipated Streets Capital Grant Awards, Proposed 2023–2027 CIP				
Fund	Project	Year	Amount	Source
Streets Capital Project	53 rd Avenue Roundabout Safety Project	2023	\$93,000	Local
			\$730,000	Federal
	53 rd Avenue Trail and Walk Improvements	2023	\$330,000	Local
			\$1,250,000	State
	University Avenue Lighting Improvements	2025	\$2,000,000	Federal

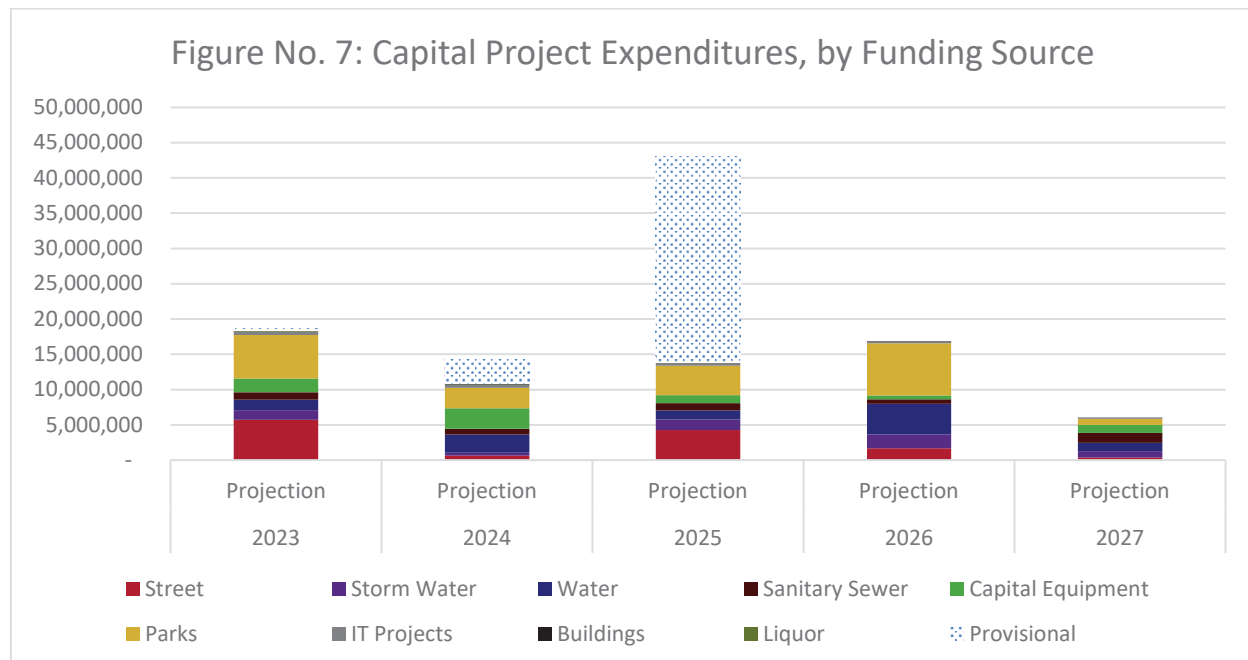
In addition to the Street Projects highlighted on the previous page, the Utility Funds will utilize \$1,944,500 in Federal Grant money from the American Rescue Plan Act (ARPA). By applying ARPA money to utility infrastructure projects, it helps our community twofold; by keeping Utility Rates lower for our residential and commercial customers and by reducing the need for external debt issuances in the utility funds.

Despite these external funding sources, the City may need to examine revenue alternatives for the various funds soon, which may include increases in charges-for-service, interfund loans from the Community Investment (CI) Fund, increased levy and revised allocations of local government aid (LGA). For example, the Proposed 2023–2027 CIP includes \$29,500,000 in Provisional Projects for the 57th Avenue Bridge Project. Unlike regular capital projects, the City has not yet identified funding sources for the Provisional Projects. Provisional Project are discussed in greater detail below and in each applicable CIP section.

Provisional Projects. As part of the CIP development process, the City may include Provisional Projects. These capital projects are for planning purposes only and do not confer or establish any official budget authority. Therefore, staff cannot expend any monies related to these planned capital projects. The Proposed 2023–2027 CIP contains 4 Provisional Projects:

1. 57th Avenue Bridge Construction (Project No. 406–31–24802 - \$29,500,000);
2. Mississippi Street Improvement Project – Phase II (Project No. 406-31-23899 - \$1,600,000);
3. Locke Park Water Treatment Plant (WTP) Granular Activated Carbon (GAC) Treatment Addition (Project 601-60-24000) - \$1,245,500); and
4. Multi Modal Improvement 61st & University (Project 407-31-23699 - \$650,000).

Figure No. 7 below outlines the revenues and expenditures for the Proposed 2023–2027 CIP including the Provisional Projects.



For more detailed analysis regarding any section of the CIP or greater information about a specific capital project, please refer to that CIP section or the capital project worksheet, respectively.

Community Investment Fund. In 2019, the Council created the Community Investment (CI) Fund. Generally, the CI Fund shall be used to issue interfund loans to support the cost of long– term improvements to public utilities owned and operated by the City, specifically the Water, Sanitary Sewer and Storm Water Utilities. Upon repayment, the interest income earned on those interfund loans, or a certain amount of fund balance may be used to support the cost of park and recreation improvements throughout the City.

In 2020, the Council authorized interfund loans from the CI Fund to the Water Utility Fund and Sanitary Sewer Fund to support the cost of rehabilitation projects for the Locke Park Water Treatment Plant (\$3,558,000) and the 53rd Avenue Sanitary Sewer Lift Station (\$840,000), respectively. In 2021, the \$840,000 loan was rescinded as the Sanitary Sewer Fund had enough reserves to pay for the project out of their fund balance. As of December 31, 2021, the CI Fund maintained a cash balance of about \$9,255,300.

Fund Balance Thresholds. For public utilities, the City attempts to maintain a cash balance of 6 months of operating, debt service and anticipated capital costs. Due to the inclusion of capital costs, the cash balance threshold may fluctuate based on the activity of the given year.

For the various funds included in the Proposed 2023–2027 CIP, the City maintains different cash or fund balance thresholds. These thresholds ensure that adequate resources are available to meet cash flow needs for carrying out the regular activities of the fund. The thresholds are based on the average expenditures over a five–year period plus any capital projects planned for a given year. They may also change based on the anticipated activity of the fund in question. These thresholds are outlined in Figure No. 8.

Figure No. 8: Fund or Cash Balance Thresholds			
Fund No.	Fund	Threshold	Basis
405	Building Capital Projects	35%	Fund Balance
406	Street Capital Projects	35%	Fund Balance
407	Park Capital Projects	35%	Fund Balance
409	IT Capital Projects	35%	Fund Balance
410	Equipment Capital Projects	35%	Fund Balance
601	Water Utility	50%	Cash Balance
602	Sanitary Sewer Utility	50%	Cash Balance
603	Storm Water Utility	50%	Cash Balance
609	Municipal Liquor	5%	Cash Balance

Conclusion

Through thoughtful planning, a sensible use of financial resources and meaningful engagement with interested stakeholders, the Proposed 2023–2027 CIP makes transformative investments in the Fridley community. It builds upon the evergreen effort of the City Manager and Council to make the City a safe, vibrant, friendly, and stable home for families and businesses.

Consistent with the process outlined above, the Council will consider final adoption of the Proposed 2023–2027 CIP on December 12, 2022, following additional review throughout the rest of the year.

City of Fridley, Minnesota
Capital Investment Program
 2023 thru 2027

EXPENDITURES BY FUND

Fund	2023 Budget	2024 Projection	2025 Projection	2026 Projection	2027 Projection	Total
Street	5,693,000	650,000	4,255,000	1,690,000	345,000	12,633,000
Storm Water	1,216,000	406,000	1,486,000	1,956,000	911,500	5,975,500
Water	1,491,000	2,570,000	1,305,000	4,321,000	1,201,000	10,888,000
Sanitary Sewer	1,058,000	827,000	1,027,000	649,000	1,389,000	4,950,000
Capital Equipment	1,943,000	2,902,000	1,153,000	543,000	1,166,000	7,707,000
Cable TV	98,000	86,000	-	-	-	184,000
Parks	6,154,000	2,898,000	4,143,000	7,414,000	830,000	21,439,000
IT Projects	475,000	377,000	465,000	170,000	160,000	1,647,000
Buildings	40,000	70,000	20,000	70,000	20,000	220,000
Liquor	137,500	32,500	-	-	-	170,000
Provisional	250,000	3,552,000	29,193,500	-	-	32,995,500
Total	18,555,500	14,370,500	43,047,500	16,813,000	6,022,500	98,809,000

FUNDING SOURCES BY FUND

Fund	2023 Projection	2024 Projection	2025 Projection	2026 Projection	2027 Projection	Total
Street	5,693,000	650,000	4,255,000	1,690,000	345,000	12,633,000
Storm Water	1,216,000	406,000	1,486,000	1,956,000	911,500	5,975,500
Water	1,491,000	2,570,000	1,305,000	4,321,000	1,201,000	10,888,000
Sanitary Sewer	1,058,000	827,000	1,027,000	649,000	1,389,000	4,950,000
Capital Equipment	1,943,000	2,902,000	1,153,000	543,000	1,166,000	7,707,000
Cable TV	98,000	86,000	-	-	-	184,000
Parks	6,154,000	2,898,000	4,143,000	7,414,000	830,000	21,439,000
IT Projects	475,000	377,000	465,000	170,000	160,000	1,647,000
Buildings	40,000	70,000	20,000	70,000	20,000	220,000
Liquor	137,500	32,500	-	-	-	170,000
Provisional	250,000	3,552,000	29,193,500	-	-	32,995,500
Total	18,555,500	14,370,500	43,047,500	16,813,000	6,022,500	98,809,000

FUNDING SOURCES BY TYPE

Type	2023 Projection	2024 Projection	2025 Projection	2026 Projection	2027 Projection	Total
Use of Fund Balances	(8,195,600)	(3,560,600)	(5,240,000)	(7,308,100)	(1,197,700)	(25,502,000)
Use of Cash Balances	950,500	250,600	586,600	(2,929,700)		(1,142,000)
Use of Interfund Loans	-	1,700,000	-	-	-	1,700,000
Total	(7,245,100)	(1,610,000)	(4,653,400)	(10,237,800)	(1,197,700)	(24,944,000)

City of Fridley, Minnesota
Capital Investment Program
 2023 thru 2027

CATEGORY SUMMARY

Category	2023	2024	2025	2026	2027	Total
CD - Building Inspections		6,000	12,000	12,000	12,000	42,000
CD - Planning	12,000	12,000	12,000	12,000	12,000	60,000
CD - Rental Inspections	12,000	12,000	12,000	12,000	12,000	60,000
City Manager - Communications	60,000					60,000
City Manager - General	38,000	43,000				81,000
CSER - SNC	65,000	35,000				100,000
Finance - Assessing	6,000	12,000	12,000	12,000	12,000	54,000
Finance - City Clerk's Office	10,000	10,000	10,000	10,000		40,000
Finance - Information Tech	425,000	380,000	425,000	130,000	130,000	1,490,000
Finance - Municipal Liquor	147,500	32,500				180,000
Public Safety - Fire	735,000	1,810,000				2,545,000
Public Safety - Police	391,000	403,000	275,000	275,000	276,000	1,620,000
PW - Engineering	21,000	35,000	93,000	45,000	40,000	234,000
PW - Facilities Mgmt	40,000	115,000	380,000	70,000	20,000	625,000
PW - Fleet Services	65,000		225,000			290,000
PW - Parks	6,413,000	3,342,000	4,388,000	7,533,000	951,000	22,627,000
PW - Sanitary Sewer	1,058,000	827,000	1,027,000	649,000	1,389,000	4,950,000
PW - Storm Water	1,216,000	406,000	1,486,000	1,956,000	911,500	5,975,500
PW - Streets	6,350,000	3,518,000	32,942,000	1,776,000	1,056,000	45,642,000
PW - Water	1,491,000	3,372,000	1,748,500	4,321,000	1,201,000	12,133,500
TOTAL	18,555,500	14,370,500	43,047,500	16,813,000	6,022,500	98,809,000

BUILDING CAPITAL PROJECTS



Introduction and Allowable Uses

The Building Capital Projects Fund accounts for funds accumulated for the acquisition, construction, improvement and/or major repairs of public buildings, including: the Fridley Civic Campus (i.e., City Hall, Police Station, Fire Station No. 1); the Public Works Building; and other municipal buildings that may not be otherwise supported by other Capital Projects or Enterprise Funds. The City may also use the fund to finance the acquisition of real estate for the City and its component units.

The primary funding sources for this fund include Local Government Aid (LGA) and transfer-in or repayment from the Housing and Redevelopment Authority (HRA) for a loan related to property acquisition for the Fridley Civic Campus.

Project Highlights

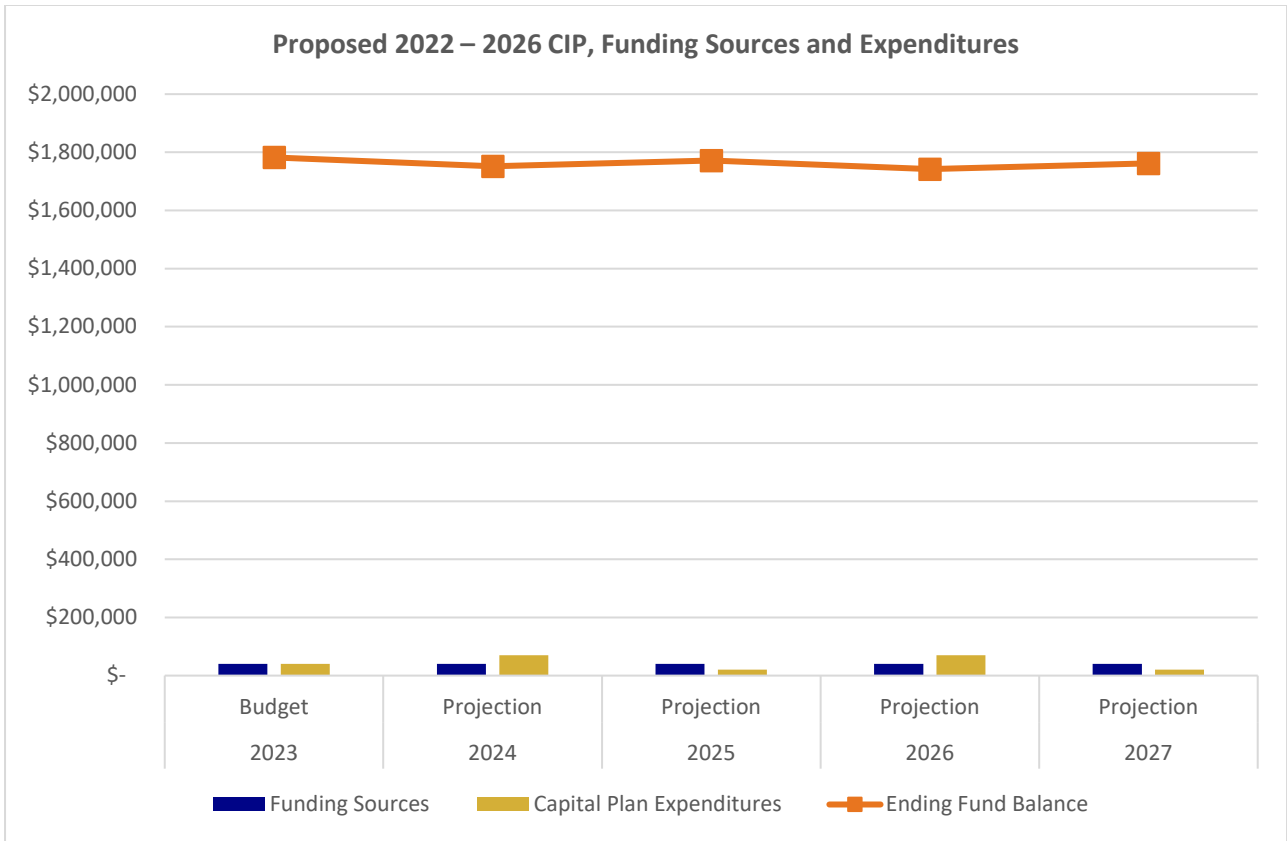
In 2023, the CIP for the Building Capital Projects Fund appropriates \$20,000 of budget authority for:

- \$40,000, improvements throughout City facilities (Project No. 405-31-23151)

Financial Summary

The Building Capital Projects Fund remains approximately \$1,866,000 above the fund balance threshold established for the fund. Based on the projected level of capital project activity, the fund should remain at or near this fund balance through the end of the five-year projection, as outlined in Figure No. 9 on the following page.

Budget Reallocation. Based on current expenditure activity, the Proposed 2023-2027 CIP assumes \$20,000 "carry-over" budget authority from 2022 in the Building Capital Projects Fund.



The remainder of this page intentionally left blank.

BUILDING CAPITAL PROJECTS FUND
2023 Capital Investment Program Budget and 2024 through 2027 Plan
Funding Sources and Expenditure Projections

Fund No. 405	2023	2024	2025	2026	2027	Total
Funding Sources	Budget	Projection	Projection	Projection	Projection	Total
Interest on Investments	\$ 40,000	\$ 40,000	\$ 40,000	\$ 40,000	\$ 40,000	\$ 200,000
Total Funding Sources	\$ 40,000	\$ 40,000	\$ 40,000	\$ 40,000	\$ 40,000	\$ 200,000
Capital Plan Expenditures						
Total Expenditures	\$ 40,000	\$ 70,000	\$ 20,000	\$ 70,000	\$ 20,000	\$ 220,000
Surplus (deficiency) of funding sources over (under) expenditures	\$ -	\$ (30,000)	\$ 20,000	\$ (30,000)	\$ 20,000	\$ (20,000)
<i>Estimated Beginning Fund Balance</i>	<i>1,762,233</i>	<i>1,782,233</i>	<i>1,752,233</i>	<i>1,772,233</i>	<i>1,742,233</i>	<i>8,811,165</i>
Projects Carried Forward from Prior Years	20,000					20,000
Estimated Ending Fund Balance	\$ 1,782,233	\$ 1,752,233	\$ 1,772,233	\$ 1,742,233	\$ 1,762,233	\$ 8,811,165
Fund Balance Requirement (35% of Average)	\$ 15,400	\$ 15,400	\$ 15,400	\$ 15,400	\$ 15,400	\$ 77,000
Difference (\$)	1,766,833	1,736,833	1,756,833	1,726,833	1,746,833	8,734,165

City of Fridley, Minnesota
Capital Investment Program

2023 thru 2027

PROJECTS & FUNDING SOURCES BY DEPARTMENT

Department	Project #	2023	2024	2025	2026	2027	Total
Building Capital Projects							
Fridley Civic Campus Landscaping Improvements	405-31-22150	20,000					20,000
General Buildings Improvements	405-31-23151	20,000	20,000	20,000	20,000	20,000	100,000
Fridley Civic Campus Systems Optimization	405-31-24150		50,000		50,000		100,000
Building Capital Projects Total		40,000	70,000	20,000	70,000	20,000	220,000
<i>Building Impr. Fund Reserves</i>		40,000	70,000	20,000	70,000	20,000	220,000
<i>Building Capital Projects Total</i>		40,000	70,000	20,000	70,000	20,000	220,000
Grand Total		40,000	70,000	20,000	70,000	20,000	220,000

Capital Investment Program
City of Fridley, Minnesota

2023 *thru* 2027

Department Building Capital Projects
Contact Public Works Director
Type Improvement
Useful Life 25 years
Category PW - Facilities Mgmt

Project # 405-31-22150
Project Name Fridley Civic Campus Landscaping Improvements

Account No.: 405-3115-702100

Description

The project will provide landscaping improvements for the Fridley Civic Campus after all construction elements surrounding the area are complete.
 \$20,000 is carried forward from the 2022 budget to complete this project.

Justification

Some areas outside of warranty will need to be repaired/replaced and others will be impacted by construction surrounding the Fridley Civic Campus; landscaping elements that were removed from the original construction plans to meet original budget constraints will also be considered as part of the project.

Expenditures	2023	2024	2025	2026	2027	Total
Construction/Maintenance	20,000					20,000
Total	20,000					20,000

Funding Sources	2023	2024	2025	2026	2027	Total
Building Impr. Fund Reserves	20,000					20,000
Total	20,000					20,000



Capital Investment Program
City of Fridley, Minnesota

2023 *thru* 2027

Department Building Capital Projects
Contact Public Works Director
Type Buildings
Useful Life 10 years
Category PW - Facilities Mgmt

Project # 405-31-23151
Project Name General Buildings Improvements

Account No.: 405-3115-635100

Description
 This project provides funds to support miscellaneous needs and/or unanticipated building improvements.

Justification
 Throughout the year, the City identifies miscellaneous improvements throughout City facilities. Generally, this project will provide an identified source of funds to support costs associated with needs.

Expenditures	2023	2024	2025	2026	2027	Total
Equip./Vehicles/Furnishings	20,000	20,000	20,000	20,000	20,000	100,000
Total	20,000	20,000	20,000	20,000	20,000	100,000

Funding Sources	2023	2024	2025	2026	2027	Total
Building Impr. Fund Reserves	20,000	20,000	20,000	20,000	20,000	100,000
Total	20,000	20,000	20,000	20,000	20,000	100,000



Capital Investment Program
City of Fridley, Minnesota

2023 *thru* 2027

Department Building Capital Projects
Contact Public Works Director
Type Unassigned
Useful Life 10 years
Category PW - Facilities Mgmt

Project # 405-31-24150
Project Name Fridley Civic Campus Systems Optimization

Account No.: 405-3115-701100

Description

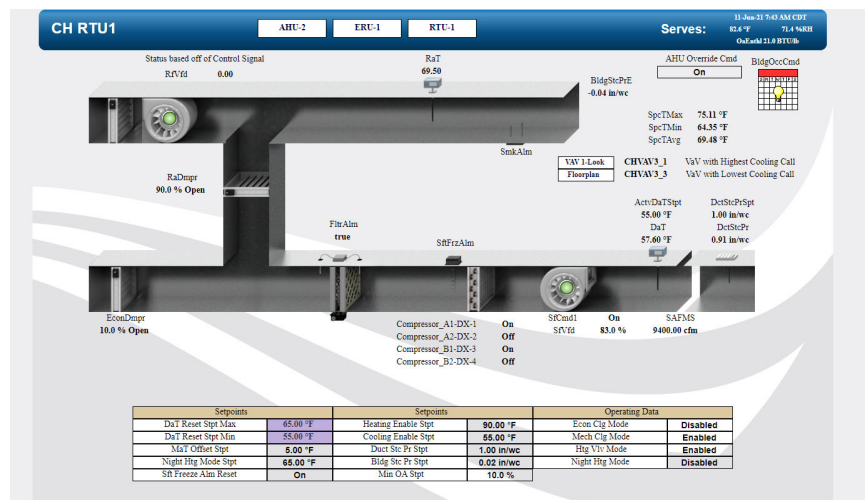
The project will provide funding for the review and implementation of energy efficient improvements. It will also allow for other changes, such as electric vehicle charging stations. The optimization will maximize utility cost savings.

Justification

Although Fridley Civic Campus buildings are already energy efficient, the City will need to occasionally evaluate and implement improvements needed to maximize building utility costs and energy efficiency.

Expenditures	2023	2024	2025	2026	2027	Total
Construction/Maintenance		50,000		50,000		100,000
Total		50,000		50,000		100,000

Funding Sources	2023	2024	2025	2026	2027	Total
Building Impr. Fund Reserves		50,000		50,000		100,000
Total		50,000		50,000		100,000



This page intentionally left blank.



STREET CAPITAL PROJECTS



Introduction and Allowable Uses

The Street Capital Projects Fund accounts for funds accumulated for the acquisition, construction, improvement and/or major repairs of transportation infrastructure, including: curb and gutter; bridges; sidewalks; streets; streetlights; traffic signals and signage; and trails. The City may expend funds on such facilities under its jurisdiction or in partnership with an area agency controlling similar assets within the City.

The primary funding sources for this fund include Federal grants, local contributions from other agencies (e.g., City of Columbia Heights), Municipal State Aid (MSA), special assessments and State grants. Additionally, the operating budget includes significant funding from a variety of sources for ongoing maintenance activities related to streets.

Project Highlights

In 2023, the CIP for the Street Capital Projects Fund appropriates about \$5,693,000 of budget authority for 9 capital projects, most notably:

- \$1,910,000, for the 53rd Avenue Trail and Walk Improvements. (Project No. 406-31-23021);
 - \$1,103,000, for ST-2023-01 for the rehabilitation of various asphalt street segments and minor repairs to public utilities in the South Industrial neighborhood (Project No. 406-31-23001);
 - \$1,050,000, for the 53rd Avenue Roundabout Safety Project (Project No. 406-31-21521);
 - \$465,000 for ADA Improvements (Project No. 406-31-23800)
- and
- \$106,600, a transfer out to the General Fund to support the personnel costs associated with “in-house” capital project administration, engineering, and inspection. Generally, the City does not budget personnel costs directly to capital project funds.

Financial Summary

During the initial analysis for the fund in early 2019, planned capital project expenditures exceeded available funding sources resulting in a negative fund balance beginning in 2022 and continuing for the foreseeable future. Based on that analysis and a desire of the Council not to reduce or eliminate planned capital projects, the Council reviewed several funding alternatives designed to improve the fund projection. As a result of these discussions, the Council implemented a hybrid funding solution, which included the levying of additional property taxes. In practice, the property tax changes allowed the Streets Capital Projects Fund to reallocate approximately \$251,700 of street sealing expenditures annually, a traditionally operating budget cost, to the General Fund thereby providing more working capital for capital projects.

The Council further augmented this funding strategy by amending the special assessment policy. In effect, the policy change increased the special assessments per property by approximately 15%, depending upon the given capital project, and allowed the City to seek a greater reimbursement for staff time associated with assessable capital projects. Generally, the combination of these changes improved the long-term solvency of the Streets Capital Project Fund.

Shortly after the implementation of these changes, the Council, as a result of a resident petition from particular neighborhood, opened discussions about certain streets in the community experiencing sooner than expected deterioration. Generally, the City attributed this rapid deterioration to an industry-wide change in certain asphalt formulas during the 1990s, which has since been corrected. Due to this challenge and interest from the community, the Council, upon recommendation of the City Manager, revised the Pavement Management Plan and modified Proposed 2022–2026 CIP to address the issue.

The significant changes in the funding strategy for the Streets Capital Projects Fund, coupled with thoughtful capital project phasing, allowed the City to generally support the cost of the amended Pavement Management Plan. However, in 2022, the City successfully applied for an additional \$3,250,000 in infrastructure grants:

- \$1,250,000 from the Local Road Improvement Program (LRIP) through the State of Minnesota for 53rd Avenue Trail and Walk Improvements (Project No. 406–31–24803); and
- \$2,000,000 from the Highway Safety Improvement Program (HSIP) through the Federal Highway Administration for University Avenue Lighting Improvements (Project No. 406–31–24801).

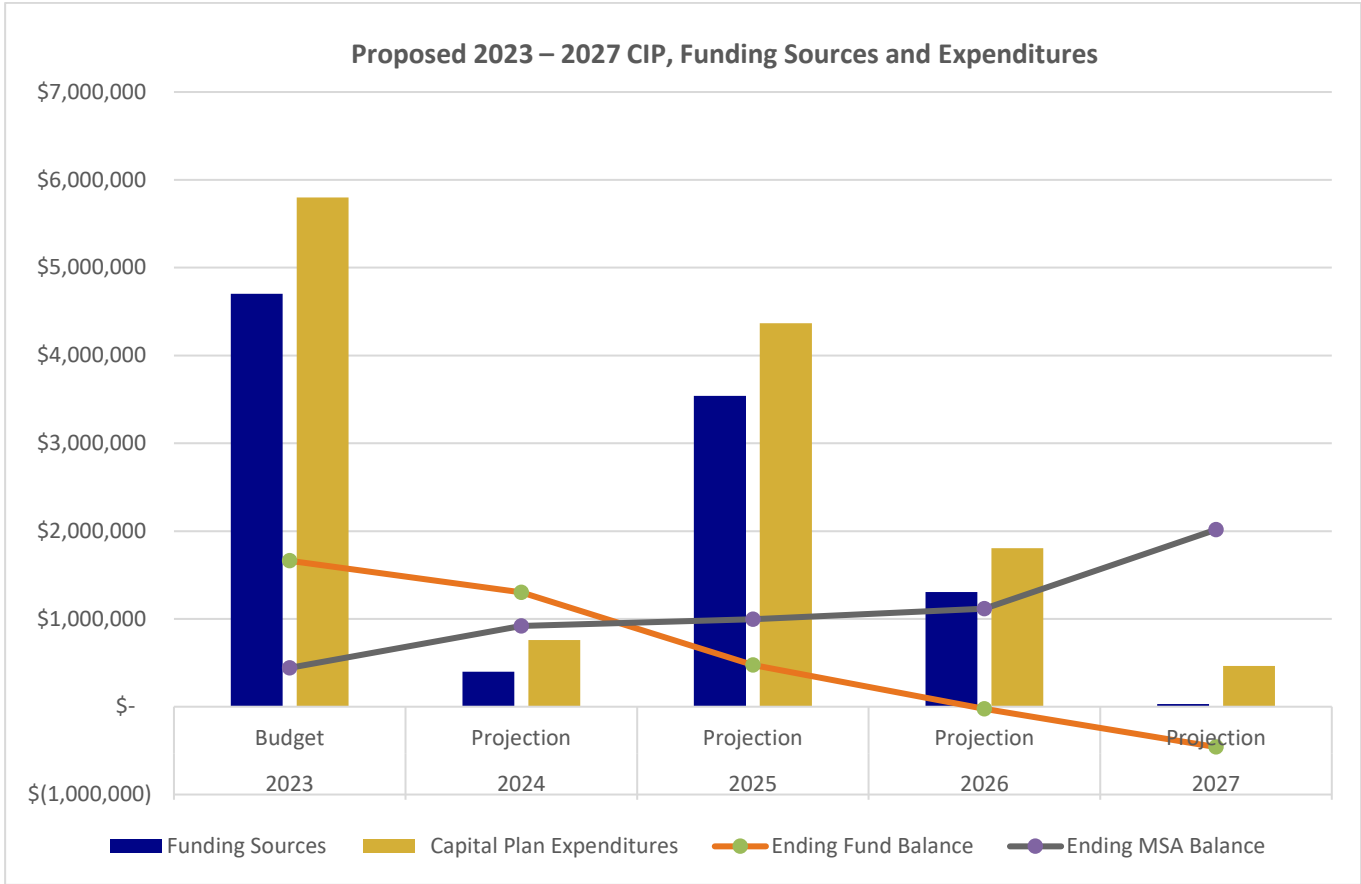
Between these two grants, the City must provide approximately \$730,000 in matching funds, which precipitated additional changes to the Proposed 2023–2027 CIP. Through further shifts to the capital projects, the Streets Capital Projects Fund may support the costs of these grant matching requirements while maintaining a positive fund balance throughout the five-year planning period.

The fund will remain in compliance with fund balance requirements until 2025, where it is projected to be approximately \$449,000 below the threshold. Thoughtful consideration will have to be given to different funding strategies including but not limited to increasing the levy and shifting government aid, amongst other options. Figure No. 10 on the next page outlines the financial position of the fund over the five-year period excluding the provisional projects mentioned below.

Based on the current revenue and expenditure levels, the Street Capital Projects Fund cannot support any additional capital projects without exhausting the existing fund balance. As such, the City shifted 2 capital projects from active to provisional status, including:

- \$29,500,000, for 57th Avenue Bridge Construction (Project No. 406–31–24802); and
- \$1,600,000, for Mississippi Street Improvement Project – Phase II.

Budget Reallocation. Based on current expenditure activity, the Proposed 2023–2027 CIP assumes \$1,063,000 of “carry-over” budget authority from 2022 in the Streets Capital Projects Fund.



The remainder of this page intentionally left blank.

STREET CAPITAL PROJECTS FUND
2023 Capital Investment Program Budget and 2024 through 2027 Plan
Funding Sources and Expenditure Projections

Fund No. 406	2023	2024	2025	2026	2027	Total
	Budget	Projection	Projection	Projection	Projection	
Funding Sources						
Municipal State Aid - State Aid Routes	\$ 616,000	\$ 370,000	\$ 250,000	\$ 325,000	\$ -	\$ 1,561,000
Municipal State Aid - Local Routes	647,000	-	520,000	400,000	-	1,567,000
Federal Highway Funds	730,000	-	2,000,000	-	-	2,730,000
Other Grants and Aids	1,580,000	-	-	-	-	1,580,000
Local Contribution	160,000	-	-	-	-	160,000
Special Assessments	940,000	-	740,000	550,000	-	2,230,000
Interest on Investments	30,000	30,000	30,000	30,000	30,000	150,000
Total Funding Sources	\$ 4,703,000	\$ 400,000	\$ 3,540,000	\$ 1,305,000	\$ 30,000	\$ 9,978,000
Engineering Division Transfer Out	\$ 106,600	\$ 109,500	\$ 112,500	\$ 115,500	\$ 118,600	\$ 562,700
Capital Plan Expenditures	5,693,000	650,000	4,255,000	1,690,000	345,000	12,633,000
Total Expenditures	\$ 5,799,600	\$ 759,500	\$ 4,367,500	\$ 1,805,500	\$ 463,600	\$ 13,195,700
Surplus (deficiency) of funding sources over (under) expenditures	\$ (1,096,600)	\$ (359,500)	\$ (827,500)	\$ (500,500)	\$ (433,600)	\$ (3,217,700)
<i>Estimated Beginning Fund Balance</i>	<i>1,695,206</i>	<i>1,661,606</i>	<i>1,302,106</i>	<i>474,606</i>	<i>(25,894)</i>	<i>5,107,630</i>
Projects Carried Forward from Prior Years	1,063,000					
Estimated Ending Fund Balance	\$ 1,661,606	\$ 1,302,106	\$ 474,606	\$ (25,894)	\$ (459,494)	\$ 2,952,930
Fund Balance Requirement (35% of Average)	\$ 923,699	\$ 923,699	\$ 923,699	\$ 923,699	\$ 923,699	\$ 4,618,495
Difference (\$)	737,907	378,407	(449,093)	(949,593)	(1,383,193)	(1,665,565)
Municipal State Aid Balances and Projections						
Beginning Balance Municipal State Aid - State Aid Routes	828,874	566,874	550,874	654,874	683,874	3,285,370
Allocation of Municipal State Aid - State Aid Routes	354,000	354,000	354,000	354,000	382,500	1,798,500
Usage of Municipal State Aid - State Aid Routes	(616,000)	(370,000)	(250,000)	(325,000)	-	(1,561,000)
Ending Balance of Municipal State Aid - State Aid Routes	566,874	550,874	654,874	683,874	1,066,374	3,522,870
Beginning Balance Municipal Local - Local Routes	31,000	(124,000)	368,000	340,000	432,000	1,047,000
Allocation of Municipal Local - Local Routes	492,000	492,000	492,000	492,000	517,900	2,485,900
Usage of Municipal Local - Local Routes	(647,000)	-	(520,000)	(400,000)	-	(1,567,000)
Ending Balance of Municipal Local - Local Routes	(124,000)	368,000	340,000	432,000	949,900	1,965,900
Total Municipal State Aid, Estimated Ending Balance	442,874	918,874	994,874	1,115,874	2,016,274	5,488,770
Net, Fund Balance and Municipal State Aid	2,104,480	2,220,980	1,469,480	1,089,980	1,556,780	8,441,700
Funding Sources						
To Be Determined/Capital Project Contingent	\$ -	\$ 2,500,000	\$ 28,600,000	\$ -	\$ -	\$ 31,100,000
Total Funding Sources	\$ -	\$ 2,500,000	\$ 28,600,000	\$ -	\$ -	\$ 31,100,000
Capital Plan Provisional	\$ -	\$ 2,500,000	\$ 28,600,000	\$ -	\$ -	\$ 31,100,000
Total Expenditures	\$ -	\$ 2,500,000	\$ 28,600,000	\$ -	\$ -	\$ 31,100,000

City of Fridley, Minnesota
Capital Investment Program

2023 thru 2027

PROJECTS & FUNDING SOURCES BY DEPARTMENT

Department	Project #	2023	2024	2025	2026	2027	Total
Provisional Projects							
Mississippi Street Improvement Project - Phase II	406-31-23899			1,600,000			1,600,000
57th Avenue Bridge Construction	406-31-24802		2,500,000	27,000,000			29,500,000
Provisional Projects Total			2,500,000	28,600,000			31,100,000
			2,500,000	27,000,000			29,500,000
				1,600,000			1,600,000
Provisional Projects Total			2,500,000	28,600,000			31,100,000
Bond Proceeds							
To Be Determined							
			2,500,000	27,000,000			29,500,000
				1,600,000			1,600,000
Provisional Projects Total			2,500,000	28,600,000			31,100,000
Street Capital Projects							
53rd Avenue Roundabout Safety Project	406-31-21521	1,050,000					1,050,000
Street Rehabilitation Project (ST 2022-01)	406-31-22001	110,000					110,000
7th Street Pedestrian and Bike Trail	406-31-22021	90,000					90,000
Street Rehabilitation Project (ST 2023-01)	406-31-23001	1,103,000					1,103,000
Traffic Signal Installation/Replacements	406-31-23005	175,000	170,000	35,000	125,000	40,000	545,000
Traffic Safety Upgrades (Improvements)	406-31-23006	90,000	30,000	40,000	35,000	40,000	235,000
53rd Avenue Trail and Walk Improvements	406-31-23021	1,910,000					1,910,000
Trail and Sidewalk Upgrades	406-31-23022	220,000	105,000	105,000	105,000	105,000	640,000
ADA Improvements	406-31-23800	465,000	125,000	125,000	130,000	130,000	975,000
Central Avenue & Gardena Avenue Roundabout	406-31-23801	60,000					60,000
Street Project Technical Analysis	406-31-23803	20,000	20,000	20,000	20,000	30,000	110,000
Road Diets and One-Way Street Conversions	406-31-23804	300,000					300,000
Mississippi Street Improvement Project - Phase I	406-31-23805	100,000		320,000			420,000
University Avenue Lighting Improvements	406-31-24801		200,000	2,200,000			2,400,000
Street Rehabilitation Project (ST 2025-01)	406-31-25001			1,120,000			1,120,000
43rd Avenue Bridge Trail Improvements	406-31-25021			100,000			100,000
University Avenue Corridor Enhancements	406-31-25808			50,000			50,000
Street Rehabilitation Project (ST 2026-01)	406-31-26001			140,000	1,275,000		1,415,000
Street Capital Projects Total		5,693,000	650,000	4,255,000	1,690,000	345,000	12,633,000
Federal Aid - Highways		730,000		2,000,000			2,730,000
Grant - Local		330,000					330,000
Grant - State		1,250,000					1,250,000
Reimbursement From Other Agencies		160,000					160,000
Special Assessments		940,000		740,000	550,000		2,230,000
State Aid - Local Routes		647,000		520,000	400,000		1,567,000
State Aid - Muni Routes		616,000	370,000	250,000	325,000		1,561,000
Streets Impr. Fund Reserves		1,020,000	280,000	745,000	415,000	345,000	2,805,000
Street Capital Projects Total		5,693,000	650,000	4,255,000	1,690,000	345,000	12,633,000
Grand Total		5,693,000	3,150,000	32,855,000	1,690,000	345,000	43,733,000

Capital Investment Program

2023 *thru* 2027

City of Fridley, Minnesota

Department Provisional Projects

Contact Public Works Director

Type Provisional

Useful Life

Category PW - Streets

Project #	406-31-23899
Project Name	Mississippi Street Improvement Project - Phase II

Account No.:

Description

This project will provide for reconstruction of Mississippi Street, including corridor changes planned with Anoka County for the second phase of this corridor change, east of University Ave. The project includes providing a designated shared-use path on Mississippi Street. The project is shared with Anoka County. This phase of the project is dependend on federal Highway Safety Improvement Funding. City participation would be in accordance with Anoka County's cost participation policy, including 100% cost and maintenance of corridor lighting.
 For more information, see the project page at:
<https://fridleymn.gov/1494/Mississippi-Street-Modification-Study>

Justification

The project will meet priority objectives of the City's Active Transportation Plan and Anoka County's Mississippi Corridor Study, which the City of Fridley participated in.
 The project is provisional and is contingent on FHWA grant funding.

Expenditures	2023	2024	2025	2026	2027	Total
Planning/Design			50,000			50,000
Construction/Maintenance			1,550,000			1,550,000
Total			1,600,000			1,600,000

Funding Sources	2023	2024	2025	2026	2027	Total
To Be Determined			1,600,000			1,600,000
Total			1,600,000			1,600,000

Capital Investment Program

2023 *thru* 2027

City of Fridley, Minnesota

Department Provisional Projects

Contact Public Works Director

Type Bridges

Useful Life 50 years

Category PW - Streets

Project #	406-31-24802
Project Name	57th Avenue Bridge Construction

Account No.: 406-3180-705100

Description

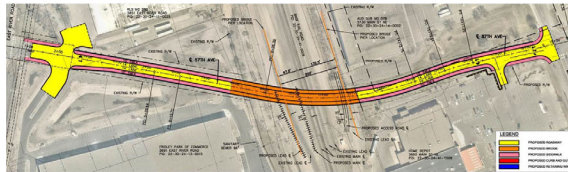
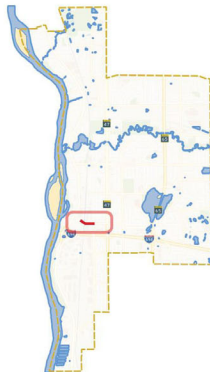
This project involves construction of the 57th Avenue Bridge between Main Street and East River Road. The project will be funded by state sources, with anticipated design and construction management services provided by the City. The City is working with Anoka County to develop an associated maintenance arrangement upon completion of the project.

Justification

This project is consistent with the City's comprehensive plan and Transit Oriented Development (TOD) Master plan, and Anoka County's East River Road corridor plan. Preliminary design and right-of-way acquisition has been funded by the Fridley Housing and Redevelopment Authority (HRA).

Expenditures	2023	2024	2025	2026	2027	Total
Planning/Design		2,500,000				2,500,000
Construction/Maintenance			27,000,000			27,000,000
Total		2,500,000	27,000,000			29,500,000

Funding Sources	2023	2024	2025	2026	2027	Total
Bond Proceeds		2,500,000	27,000,000			29,500,000
Total		2,500,000	27,000,000			29,500,000



Capital Investment Program
City of Fridley, Minnesota

2023 *thru* 2027

Department Street Capital Projects
Contact Public Works Director
Type Street Construction
Useful Life 20 years
Category PW - Streets

Project # 406-31-21521
Project Name 53rd Avenue Roundabout Safety Project

Account No.: 406-3180-705100

Description

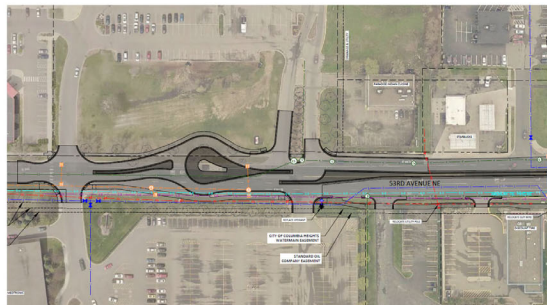
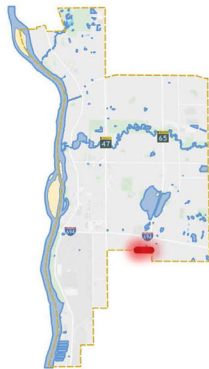
This project involves reconstruction of 53rd Avenue west of Central Avenue to provide a safety improvement by access control. A roundabout is planned to allow traffic to maintain convenient access to businesses along this 0.5 mile stretch of roadway. The City will lead the project through a joint powers agreement with the City of Columbia Heights. The project will be funded by a Highway Safety Improvement Program (HSIP) grant along with local match funding. \$890,000 was carried forward from 2022.

Justification

It is generally recognized that access improvements west of 53rd Avenue are needed to improve safety. A crash analysis shows a strong cost/benefit for the project and it was competitively selected among other metropolitan safety projects proposals.

Expenditures	2023	2024	2025	2026	2027	Total
Planning/Design	50,000					50,000
Construction/Maintenance	1,000,000					1,000,000
Total	1,050,000					1,050,000

Funding Sources	2023	2024	2025	2026	2027	Total
Federal Aid - Highways	730,000					730,000
Reimbursement From Other Agencies	160,000					160,000
Special Assessments	30,000					30,000
State Aid - Local Routes	130,000					130,000
Total	1,050,000					1,050,000



Capital Investment Program
City of Fridley, Minnesota

2023 *thru* 2027

Department Street Capital Projects
Contact Public Works Director
Type Street Construction
Useful Life 25 years
Category PW - Streets

Project # 406-31-22001
Project Name Street Rehabilitation Project (ST 2022-01)

Account No.: 406-3180-705100

Description

This project involves the rehabilitation of various asphalt street segments and minor repairs to utilities constructed in the 1990s and subject to recent stripping of seal coated asphalt pavements. The project is developed to address the accelerated deterioration of these street segments in various locations of the City and is a continuation of this initiative which began in 2021.

\$110,000 is carried forward from 2022 to complete this project.

See the project page for more information: <https://fridleymn.gov/1589/16460/2022-01-Street-Rehabilitation-Project>

Justification

This project is consistent with the street pavement preservation program. Sanitary sewer, storm sewer, and water system surveys will need to be completed prior to plan development to determine the extent of repairs needed on the City's utility systems. These costs are approximated in the below estimates. This project will be coordinated with CenterPoint Energy and other private utilities in regard to replacement of their aging systems. This project is consistent with the update to the City's Pavement Management Plan in November 2020.

Expenditures	2023	2024	2025	2026	2027	Total
Construction/Maintenance	110,000					110,000
Total	110,000					110,000

Funding Sources	2023	2024	2025	2026	2027	Total
Special Assessments	110,000					110,000
Total	110,000					110,000



Capital Investment Program
City of Fridley, Minnesota

2023 *thru* 2027

Department Street Capital Projects
Contact Public Works Director
Type Street Construction
Useful Life 25 years
Category PW - Streets

Project # 406-31-22021
Project Name 7th Street Pedestrian and Bike Trail

Account No.: 406-3180-705100

Description

This project involves constructing a shared use trail on 7th Street from 61st Avenue to 53rd Avenue, and on 57th Avenue from University Avenue to 7th Street.

\$90,000 is a carry forward from 2022 to complete this project.

For more information, see the project page at:
<https://fridleymn.gov/1371/7th-Street-Trail-Project>

Justification

This project will provide additional transportation network connectivity for pedestrians and cyclists from 53rd Avenue to 61st Avenue on 7th Street, and on 57th Avenue from University Avenue to 7th Street. It will provide improved access to the Fridley Middle School and High Schools. This project was selected for a federally-funded grant.

Expenditures	2023	2024	2025	2026	2027	Total
Construction/Maintenance	90,000					90,000
Total	90,000					90,000

Funding Sources	2023	2024	2025	2026	2027	Total
State Aid - Muni Routes	90,000					90,000
Total	90,000					90,000



Capital Investment Program
City of Fridley, Minnesota

2023 *thru* 2027

Department Street Capital Projects
Contact Public Works Director
Type Street Construction
Useful Life 25 years
Category PW - Streets

Project # 406-31-23001
Project Name Street Rehabilitation Project (ST 2023-01)

Account No.: 406-3180-705100

Description

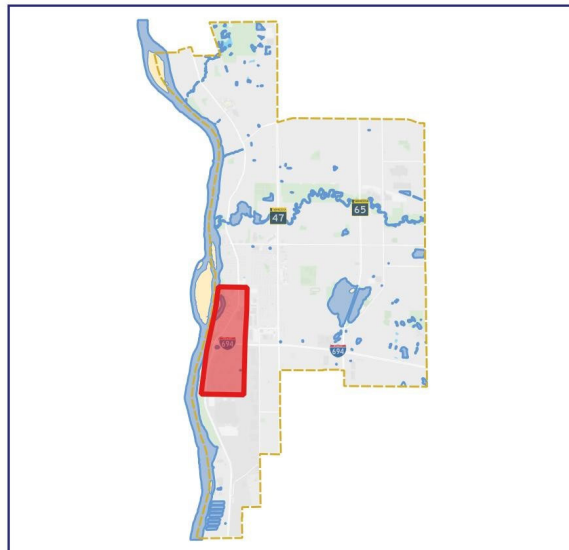
This project involves the rehabilitation of various asphalt street segments and minor repairs to utilities in the South Industrial neighborhood.

Justification

This project is consistent with the street pavement preservation program, specifically with the update to the City's Pavement Management Plan in November 2020. Sanitary sewer, storm sewer, and water system surveys will need to be completed prior to plan development to determine the extent of repairs needed on the City's utility systems. These costs are approximated in the below estimates. This project will be coordinated with CenterPoint Energy and other private utilities in regard to replacement of their aging systems.

Expenditures	2023	2024	2025	2026	2027	Total
Construction/Maintenance	1,103,000					1,103,000
Total	1,103,000					1,103,000

Funding Sources	2023	2024	2025	2026	2027	Total
Special Assessments	660,000					660,000
State Aid - Local Routes	247,000					247,000
State Aid - Muni Routes	196,000					196,000
Total	1,103,000					1,103,000



Capital Investment Program
City of Fridley, Minnesota

2023 *thru* 2027

Department Street Capital Projects
Contact Public Works Director
Type Street Construction
Useful Life 20 years
Category PW - Streets

Project # 406-31-23005
Project Name Traffic Signal Installation/Replacements

Account No.: 406-3180-635100

Description

This project provides City matching funds for new traffic signals, traffic signal upgrades, and traffic signal replacements. Under policies established by Minnesota Department of Transportation and Anoka County, the local legs of signals are responsible for cost-share amounts when these activities are undertaken. Major maintenance is included in this item as well.

\$140,000 is carried forward from 2022 to 2023 to complete the project.

Justification

The project will improve safety where new signals are needed, replace signals when warranted and extend the life of existing signals with timely maintenance.

Expenditures	2023	2024	2025	2026	2027	Total
Construction/Maintenance	175,000	170,000	35,000	125,000	40,000	545,000
Total	175,000	170,000	35,000	125,000	40,000	545,000

Funding Sources	2023	2024	2025	2026	2027	Total
State Aid - Muni Routes		170,000				170,000
Streets Impr. Fund Reserves	175,000		35,000	125,000	40,000	375,000
Total	175,000	170,000	35,000	125,000	40,000	545,000



Capital Investment Program
City of Fridley, Minnesota

2023 *thru* 2027

Department Street Capital Projects
Contact Public Works Director
Type Improvement
Useful Life 20 years
Category PW - Streets

Project # 406-31-23006
Project Name Traffic Safety Upgrades (Improvements)

Account No.: 406-3180-635100

Description
 This project involves improvements to traffic safety in cooperation with Anoka County and the Minnesota Department of Transportation (Mn/DOT).
 \$60,000 is carried forward from 2022 to 2023 to complete the project.

Justification
 The City will initiate minor annual traffic safety improvements as well as seek funding for larger safety improvement projects to be identified in the upcoming year by staff in conjunction with Anoka County and Mn/DOT. Projects may also include traffic calming measures and pedestrian/bicycle safety measures that are determined to be effective during this budgetary time frame.

Expenditures	2023	2024	2025	2026	2027	Total
Land Acquisition			5,000			5,000
Construction/Maintenance	90,000	30,000	35,000	35,000	40,000	230,000
Total	90,000	30,000	40,000	35,000	40,000	235,000

Funding Sources	2023	2024	2025	2026	2027	Total
Streets Impr. Fund Reserves	90,000	30,000	40,000	35,000	40,000	235,000
Total	90,000	30,000	40,000	35,000	40,000	235,000



Capital Investment Program

2023 thru 2027

City of Fridley, Minnesota

Department Street Capital Projects

Contact Public Works Director

Type Street Construction

Useful Life 25 years

Category PW - Streets

Project #	406-31-23021
Project Name	53rd Avenue Trail and Walk Improvements

Account No.: 406-3180-705100

Description

This project will provide a trail and walk connection on 53rd Avenue from Main Street to Monroe Street (Near Trunk Highway 65). The project includes roadway resurfacing, installation of a trail on the south side of the street and a walk on the north side of the street, street and pedestrian-scale lighting, and traffic calming measures, as funding allows. The project is split between the City of Columbia Heights and City, which will be the project lead.

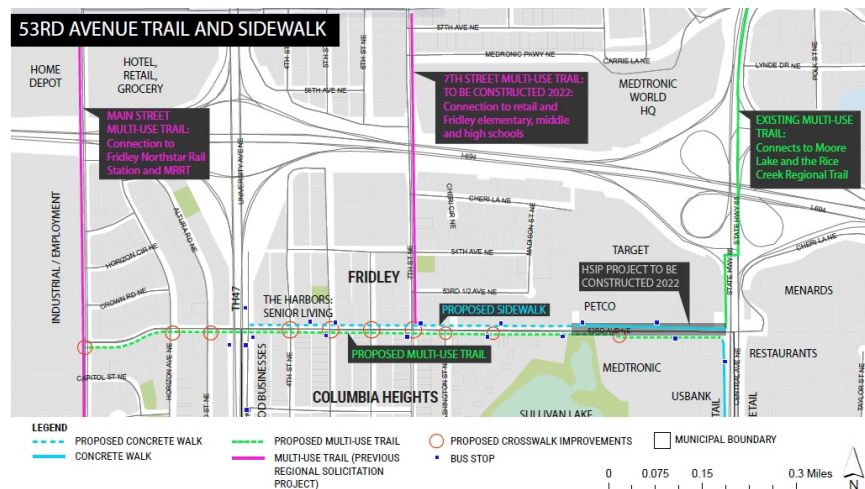
The project has been awarded a State Local Road Improvement Program (LRIP) grant of \$1,250,000.

Justification

The project will meet priority objectives of the City's Active Transportation Plan and Pavement Management Plan, and will provide an important, safe, multimodal connection and street rehabilitation.

Expenditures	2023	2024	2025	2026	2027	Total
Construction/Maintenance	1,910,000					1,910,000
Total	1,910,000					1,910,000

Funding Sources	2023	2024	2025	2026	2027	Total
Grant - Local	330,000					330,000
Grant - State	1,250,000					1,250,000
Special Assessments	140,000					140,000
State Aid - Muni Routes	190,000					190,000
Total	1,910,000					1,910,000



Capital Investment Program
City of Fridley, Minnesota

2023 *thru* 2027

Department Street Capital Projects
Contact Public Works Director
Type Street Construction
Useful Life 20 years
Category PW - Streets

Project # 406-31-23022
Project Name Trail and Sidewalk Upgrades

Account No.: 406-3180-705100

Description

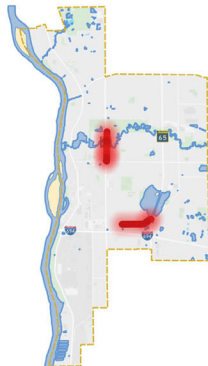
This project involves resurfacing and minor transportation connectivity improvements for the City's walk and trail systems as identified in the City's Active Transportation Plan.
 \$120,000 is carried forward from 2022 to 2023 to complete the project.

Justification

Trail and walking path resurfacing is needed throughout the City in order to maintain the condition of the multi-modal transit systems; connections will be made where most cost-effective. Also, the project will provide upgrades to bring trails and sidewalks to current use standards, including those provided by the Americans with Disabilities Act.

Expenditures	2023	2024	2025	2026	2027	Total
Construction/Maintenance	220,000	105,000	105,000	105,000	105,000	640,000
Total	220,000	105,000	105,000	105,000	105,000	640,000

Funding Sources	2023	2024	2025	2026	2027	Total
Streets Impr. Fund Reserves	220,000	105,000	105,000	105,000	105,000	640,000
Total	220,000	105,000	105,000	105,000	105,000	640,000



Capital Investment Program
City of Fridley, Minnesota

2023 *thru* 2027

Department Street Capital Projects
Contact Public Works Director
Type Improvement
Useful Life 20 years
Category PW - Streets

Project #	406-31-23800
Project Name	ADA Improvements

Account No.: 406-3180-705100

Description

The Americans with Disabilities Act (ADA) improvements follow the City’s ADA Transition Plan to meet requirements for non-compliant pedestrian ramps, sidewalks and trails throughout the City's right-of-way.

For more information, see the project page at:
<https://www.fridleymn.gov/1395/Public-Works-ADA-Transition-Plan>

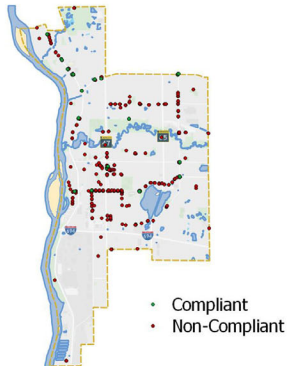
\$340,000 is carried over from 2022 to 2023 to complete the project.

Justification

The existing pedestrian ramps are currently 13% compliant with the current Public Rights-of-Way Accessibility Guidelines. This project will continue the City's efforts to improve compliance.

Expenditures	2023	2024	2025	2026	2027	Total
Construction/Maintenance	465,000	125,000	125,000	130,000	130,000	975,000
Total	465,000	125,000	125,000	130,000	130,000	975,000

Funding Sources	2023	2024	2025	2026	2027	Total
Streets Impr. Fund Reserves	465,000	125,000	125,000	130,000	130,000	975,000
Total	465,000	125,000	125,000	130,000	130,000	975,000



Capital Investment Program

2023 *thru* 2027

City of Fridley, Minnesota

Department Street Capital Projects

Contact Public Works Director

Type Street Construction

Useful Life 30 years

Category PW - Streets

Project #	406-31-23801
Project Name	Central Avenue & Gardena Avenue Roundabout

Account No.: 406-3180-705100

Description

This project SP 127-020-033 will provide for a cost-share for the City of Fridley to complete a roundabout intersection conversion at Central Avenue and Gardena Avenue. The project has Federal Highway Safety Improvement Program funding as well as Anoka County Funding.

Justification

This project will improve the safety and access to transit near the project location. The project will also set up the future extension of a shared use path on Gardena Avenue.

Expenditures	2023	2024	2025	2026	2027	Total
Construction/Maintenance	60,000					60,000
Total	60,000					60,000

Funding Sources	2023	2024	2025	2026	2027	Total
State Aid - Muni Routes	40,000					40,000
Streets Impr. Fund Reserves	20,000					20,000
Total	60,000					60,000

Capital Investment Program
City of Fridley, Minnesota

2023 *thru* 2027

Department Street Capital Projects
Contact Public Works Director
Type Street Construction
Useful Life 25 years
Category PW - Streets

Project # 406-31-23803
Project Name Street Project Technical Analysis

Account No.: 406-3180-635100

Description
 This project provides for technical analysis related to street project planning and preliminary design. Expenditures include geotechnical analysis, field surveys, preparation of funding applications and public outreach.

Justification
 This item will allow timely preparation of critical project elements and funding, and reduces risk of design modifications and change orders at later points in a project.

Expenditures	2023	2024	2025	2026	2027	Total
Planning/Design	20,000	20,000	20,000	20,000	30,000	110,000
Total	20,000	20,000	20,000	20,000	30,000	110,000

Funding Sources	2023	2024	2025	2026	2027	Total
Streets Impr. Fund Reserves	20,000	20,000	20,000	20,000	30,000	110,000
Total	20,000	20,000	20,000	20,000	30,000	110,000

Figure 2. Surficial Geology

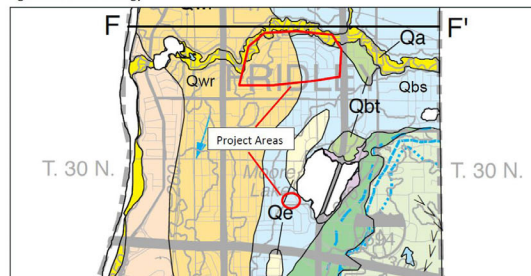


Figure extracted from Plate 3 of the Anoka County Geologic Atlas.

Capital Investment Program
City of Fridley, Minnesota

2023 *thru* 2027

Department Street Capital Projects
Contact Public Works Director
Type Street Construction
Useful Life 25 years
Category PW - Streets

Project # 406-31-23804
Project Name Road Diets and One-Way Street Conversions

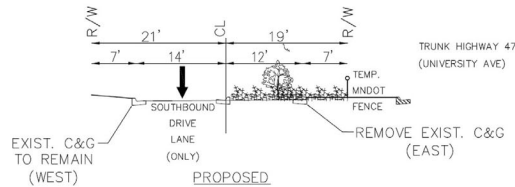
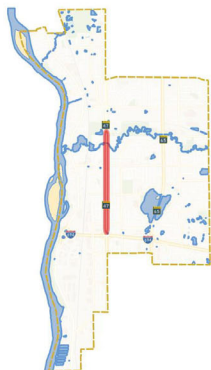
Account No.: 406-3180-705100

Description
 This project provides for reconstruction of identified roadway segments for "road-diets" and one-way conversions. In 2021, these would include street segments along University Avenue.
 \$300,000 is carried over from 2022 budget to complete project.

Justification
 This project addresses goals of University Avenue Corridor Study, 2040 Comprehensive Plan, Active Transportation Plan and various storm water related goals.

Expenditures	2023	2024	2025	2026	2027	Total
Planning/Design	30,000					30,000
Construction/Maintenance	270,000					270,000
Total	300,000					300,000

Funding Sources	2023	2024	2025	2026	2027	Total
State Aid - Local Routes	270,000					270,000
Streets Impr. Fund Reserves	30,000					30,000
Total	300,000					300,000



Capital Investment Program

2023 *thru* 2027

City of Fridley, Minnesota

Department Street Capital Projects

Contact Public Works Director

Type Street Construction

Useful Life 25 years

Category PW - Streets

Project #	406-31-23805
Project Name	Mississippi Street Improvement Project - Phase I

Account No.: 406-3180-705100

Description

This project will provide for reconstruction of Mississippi Street, including corridor changes planned with Anoka County. The project includes providing a designated shared-use path on Mississippi Street. The project is shared with Anoka County; who will be the project lead.

City participation would be in accordance with Anoka County's cost participation policy, including 100% cost and maintenance of corridor lighting.

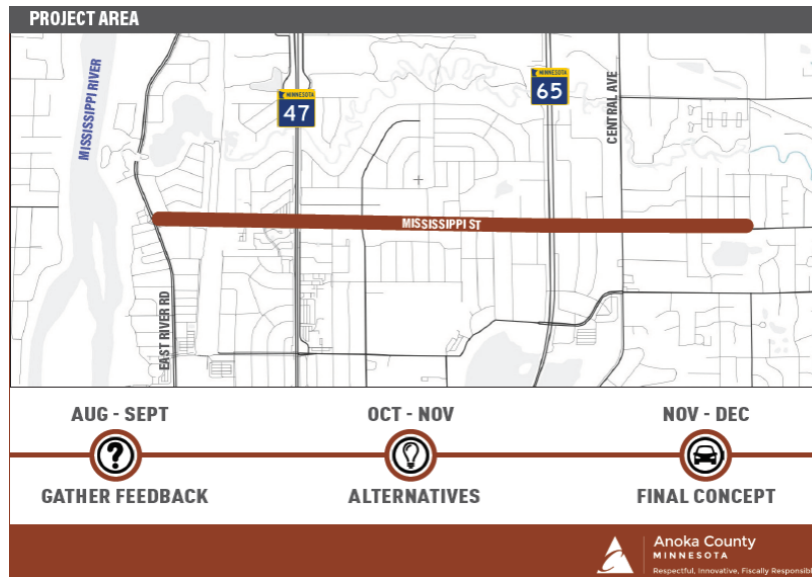
For more information, see the project page at:
<https://fridleymn.gov/1494/Mississippi-Street-Modification-Study>

Justification

The project will meet priority objectives of the City's Active Transportation Plan and Anoka County's Mississippi Corridor Study, which the City of Fridley participated in.

Expenditures	2023	2024	2025	2026	2027	Total
Planning/Design			320,000			320,000
Construction/Maintenance	100,000					100,000
Total	100,000		320,000			420,000

Funding Sources	2023	2024	2025	2026	2027	Total
State Aid - Muni Routes	100,000					100,000
Streets Impr. Fund Reserves			320,000			320,000
Total	100,000		320,000			420,000



Capital Investment Program
City of Fridley, Minnesota

2023 *thru* 2027

Department Street Capital Projects
Contact Public Works Director
Type Street Construction
Useful Life 25 years
Category PW - Streets

Project # 406-31-24801
Project Name University Avenue Lighting Improvements

Account No.: 406-3180-705100

Description

This project will install lighting along the University Avenue corridor from 53rd Avenue to 85th Avenue. City participation would be for designing the project, matching federal funding for construction of the project and maintaining lighting improvements/operations in the future. The project has been awarded a Highway Safety Improvement Program (HSIP) Grant of \$2,000,000.

Justification

The project will meet priority objectives as set by the Minnesota Department of Transportation's (Mn/DOT) safety audit.

Expenditures	2023	2024	2025	2026	2027	Total
Planning/Design		200,000				200,000
Construction/Maintenance			2,200,000			2,200,000
Total		200,000	2,200,000			2,400,000

Funding Sources	2023	2024	2025	2026	2027	Total
Federal Aid - Highways			2,000,000			2,000,000
State Aid - Muni Routes		200,000	200,000			400,000
Total		200,000	2,200,000			2,400,000



Capital Investment Program
City of Fridley, Minnesota

2023 *thru* 2027

Department Street Capital Projects
Contact Public Works Director
Type Street Construction
Useful Life 25 years
Category PW - Streets

Project # 406-31-25001
Project Name Street Rehabilitation Project (ST 2025-01)

Account No.: 406-3180-705100

Description

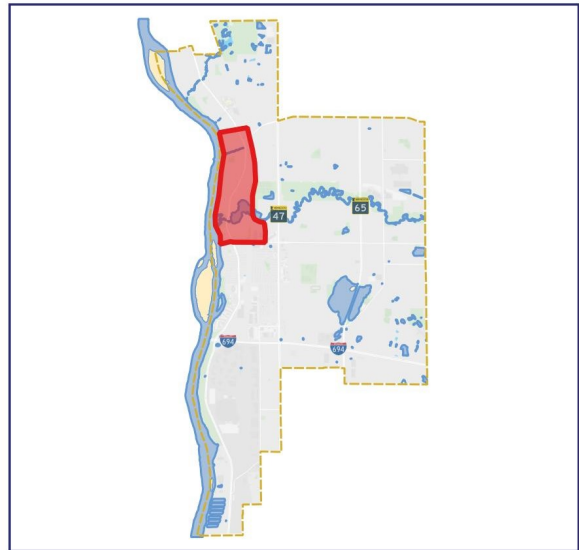
This project involves the rehabilitation of various concrete street segments and minor repairs to utilities in the Black Forest, North Innsbruck and South Innsbruck neighborhoods.

Justification

This project is consistent with the street pavement preservation program, specifically with the update to the City's Pavement Management Plan in November 2020. Bi-annual road ratings have identified candidate segments based on condition; other considerations include age, coordination with other projects, and upgrades needed.

Expenditures	2023	2024	2025	2026	2027	Total
Construction/Maintenance			1,120,000			1,120,000
Total			1,120,000			1,120,000

Funding Sources	2023	2024	2025	2026	2027	Total
Special Assessments			600,000			600,000
State Aid - Local Routes			520,000			520,000
Total			1,120,000			1,120,000



Capital Investment Program
City of Fridley, Minnesota

2023 *thru* 2027

Department Street Capital Projects
Contact Public Works Director
Type Street Construction
Useful Life 25 years
Category PW - Streets

Project # 406-31-25021
Project Name 43rd Avenue Bridge Trail Improvements

Account No.: 406-3180-705100

Description

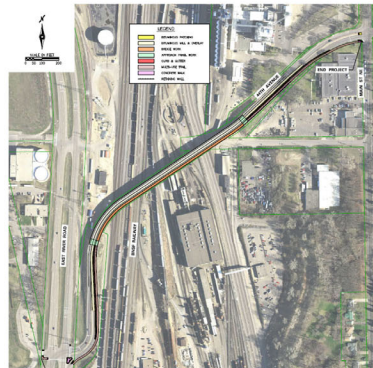
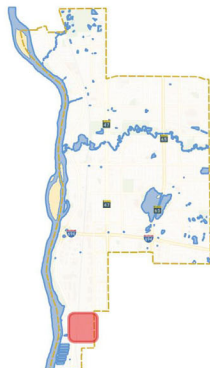
This project will provide a trail connection on 43rd Avenue between Main Street and East River Road. The project includes providing a designated shared-use path on the 43rd Avenue Bridge and approaches. The project is shared with Anoka County; who will be the project lead. The project is subject to funding through a regional solicitation applied for in May, 2020. City participation would be in acquiring rights-of-way and making connections on the east end of the project.

Justification

The project will meet priority objectives of the City's Active Transportation Plan and Pavement Management Plan.

Expenditures	2023	2024	2025	2026	2027	Total
Planning/Design			50,000			50,000
Construction/Maintenance			50,000			50,000
Total			100,000			100,000

Funding Sources	2023	2024	2025	2026	2027	Total
State Aid - Muni Routes			50,000			50,000
Streets Impr. Fund Reserves			50,000			50,000
Total			100,000			100,000



Capital Investment Program
City of Fridley, Minnesota

2023 *thru* 2027

Department Street Capital Projects
Contact Public Works Director
Type Street Construction
Useful Life 30 years
Category PW - Streets

Project # 406-31-25808
Project Name University Avenue Corridor Enhancements


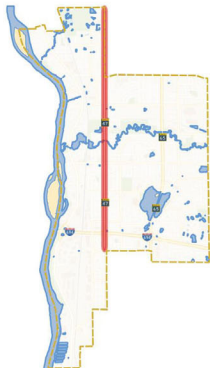
Account No.: 406-3180-635100

Description
 This project allocates City of Fridley funding to provide matching and complimenting infrastructure improvements to the University Avenue corridor resulting from MnDOT's PEL corridor study, such as intersection retrofits, trail and walk connections, and traffic control signal upgrades.

Justification
 This project is consistent with the City's comprehensive plan and supports expenditures anticipated as part of MnDOT improvements on the University Avenue corridor.

Expenditures	2023	2024	2025	2026	2027	Total
Construction/Maintenance			50,000			50,000
Total			50,000			50,000

Funding Sources	2023	2024	2025	2026	2027	Total
Streets Impr. Fund Reserves			50,000			50,000
Total			50,000			50,000



Capital Investment Program
City of Fridley, Minnesota

2023 *thru* 2027

Department Street Capital Projects
Contact Public Works Director
Type Street Construction
Useful Life 25 years
Category PW - Streets

Project # 406-31-26001
Project Name Street Rehabilitation Project (ST 2026-01)

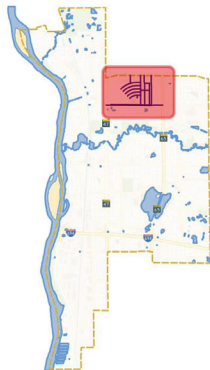
Account No.: 406-3180-705100

Description
 This project involves the rehabilitation of various asphalt street segments and minor repairs to utilities in the Melody Manor neighborhood. A major component of this project will be a road diet on 73rd Avenue.

Justification
 This project is consistent with the street pavement preservation program, specifically with the update to the City's Pavement Management Plan in November 2020, and Surface Water Management Plan. Sanitary sewer, storm sewer, and water system surveys will need to be completed prior to plan development to determine the extent of repairs needed on the City's utility systems. These costs are approximated in the below estimates. This project will be coordinated with CenterPoint Energy and other private utilities in regard to replacement of their aging systems.

Expenditures	2023	2024	2025	2026	2027	Total
Planning/Design			140,000			140,000
Construction/Maintenance				1,275,000		1,275,000
Total			140,000	1,275,000		1,415,000

Funding Sources	2023	2024	2025	2026	2027	Total
Special Assessments			140,000	550,000		690,000
State Aid - Local Routes				400,000		400,000
State Aid - Muni Routes				325,000		325,000
Total			140,000	1,275,000		1,415,000



This page intentionally left blank.



PARKS CAPITAL PROJECTS



Introduction and Allowable Uses

The Parks Capital Projects Fund accounts for funds accumulated for the acquisition, design, engineering, construction, improvement and/or major repairs of parks and open spaces maintained by the City, including: community and neighborhood parks; playground and recreation equipment; recreation facilities; trails located in and around park units; and related activities. The fund also supports capital project planned for the Springbrook Nature Center.

The primary funding sources for this fund include the Community Investment Fund, LGA, park dedication fees and State grants. The transfers-in from other funds may fluctuate based upon the performance of those funds.

Project Highlights

In 2023, the CIP for the Park Capital Projects Fund appropriates \$6,154,000 of budget authority for 11 capital projects, most notably:

- \$4,630,000, for the Moore Lake Park Improvements related to the Park System Improvement Plan (Project No. 407-31-22700);
- \$597,000 Skyline Park Improvements related to the Park System Improvement Plan (Project No. 407-31-22703)
and
- \$267,000, for Ed Wilmes Park Improvements related to the Park System Improvement Plan (Project No. 407-31-22702).

Additionally, the fund includes \$50,000 of budget authority for possible grant applications (Project No. 407-31-23600). The budget authority may only be expended to support matching requirements for qualified park and open space grants. In the past, the City often reallocated funds from other capital projects to support grant activities. However, this budget authority will allow the City to maximize external funding without unexpectedly impacting other capital projects.

Financial Summary

The City will use \$6,154,000 in fund balance to support capital projects in 2023 which comes out of the park system improvement bond proceeds received in 2022. The fund meets the fund balance threshold established by the Council; even with these higher expenditure levels for the Parks Capital Project Fund and much higher due to the approved Park System Improvement Plan.

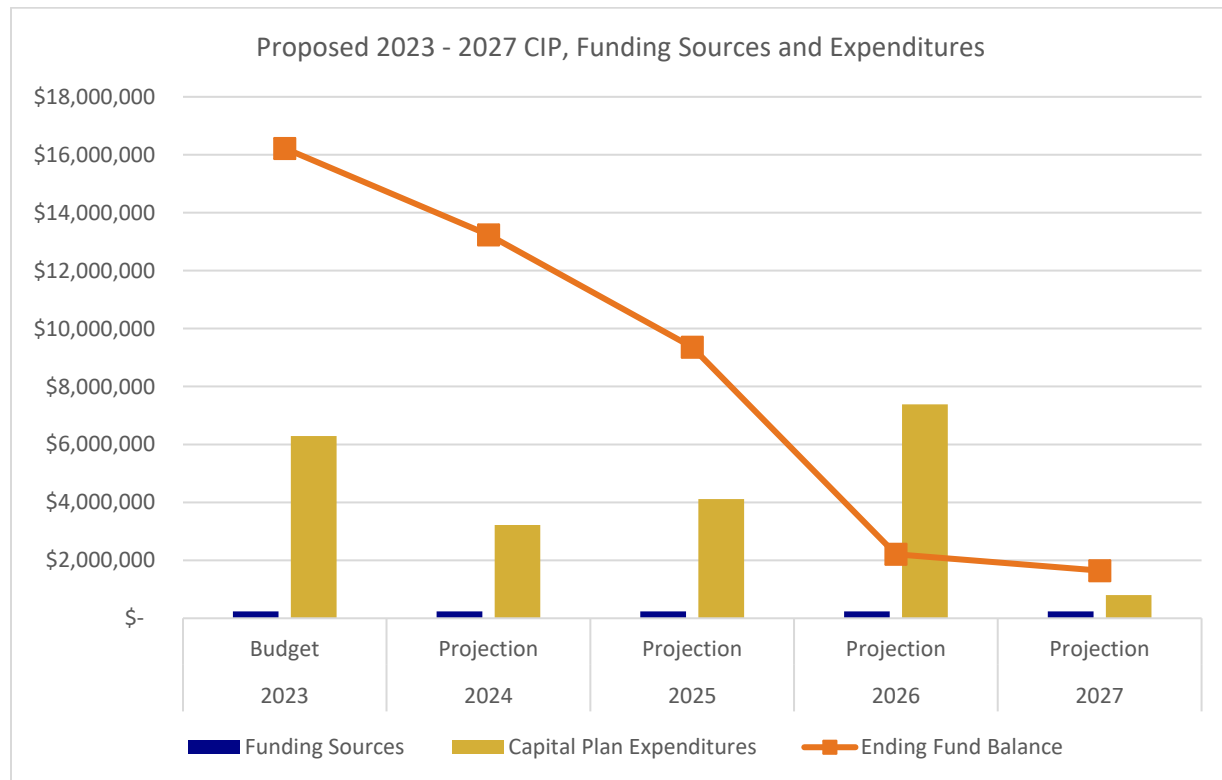
In 2021, the Council adopted the Park System Improvement Plan (Plan). Given the anticipated financial impact of the Plan, the Proposed 2023-2027 CIP temporarily suspends most fund activities to increase the resources generally available to implement the Plan and avoid any unnecessary or unplanned Park System improvements due to adoption of the Park System Improvement Plan. During this transition, the Parks Capital Projects Fund will continue to support capital projects for the Springbrook Nature Center and to maintain the safety of the Park System. It will also provide budget authority for design and engineering costs related to the Plan.

Through this approach, the fund may reserve additional monies to support anticipated Plan activities. In fact, the fund meets fund balance requirements all through 2027. Figure No. 11 outlines the financial position of the fund over the five-year period (excluding the Provisional Projects).

Despite the needs associated with the Plan, the Proposed 2023–2027 CIP continues the reallocation \$375,000 (or \$75,000 annually) of municipal liquor proceeds, over the five-year period, from the Parks Capital Projects Fund to the Equipment Capital Projects Fund to support the planned replacement of an Aerial Platform Apparatus (i.e., ladder truck) in 2024 (Project No. 410–21–24901). As a result, all municipal liquor proceeds will be used to support capital equipment needs. Additionally, \$475,000 (or \$95,000 annually) in LGA is shifted to the Equipment Capital Projects Fund and IT Capital Projects Fund to support capital equipment and technology needs.

The approved Park System Improvement Plan includes \$30,000,000 of improvements over an 8–10-year period. The recommendation from the plan’s Finance Advisory Committee, and approved by Council, includes funding the plan from \$21,730,000 in bond proceeds from the issuance of General Obligation Tax Abatement Bonds, which were approved and issued in 2022. The remaining \$8,270,000 will be funded from internal City funds, namely the Community Investment Fund.

Budget Reallocation. Based on current expenditure activity, the Proposed 2023–2027 CIP assumes \$150,000 of “carry-over” budget authority from 2022 in the Parks Capital Projects Fund.



PARKS CAPITAL PROJECTS FUND
2023 Capital Investment Program Budget and 2024 through 2027 Plan
Funding Sources and Expenditure Projections

Fund No. 407	2023	2024	2025	2026	2027	Total
Funding Sources	Budget	Projection	Projection	Projection	Projection	Total
Local Government Aid	\$ 30,000	\$ 30,000	\$ 30,000	\$ 30,000	\$ 30,000	\$ 150,000
Park Dedication Fees	5,000	5,000	5,000	5,000	5,000	25,000
Interest on Investments	50,000	50,000	50,000	50,000	50,000	250,000
To Be Determined (For Grant Matching)	50,000	50,000	50,000	50,000	50,000	250,000
Total Funding Sources	\$ 135,000	\$ 135,000	\$ 135,000	\$ 135,000	\$ 135,000	\$ 675,000
Capital Plan Expenditures	\$ 6,154,000	\$ 2,898,000	\$ 4,143,000	\$ 7,414,000	\$ 830,000	21,439,000
Engineering Division Transfer Out	135,000	140,400	144,200	148,100	152,100	719,800
Total Expenditures	\$ 6,289,000	\$ 3,218,000	\$ 4,113,000	\$ 7,384,000	\$ 800,000	\$ 21,804,000
Surplus (deficiency) of funding sources over (under) expenditures	\$ (6,154,000)	\$ (3,083,000)	\$ (3,978,000)	\$ (7,249,000)	\$ (665,000)	\$ (21,129,000)
<i>Estimated Beginning Fund Balance</i>	<i>22,124,414</i>	<i>16,120,414</i>	<i>13,037,414</i>	<i>9,059,414</i>	<i>1,810,414</i>	<i>62,152,070</i>
Projects Carried Forward from Prior Years	150,000					
Estimated Ending Fund Balance	\$ 16,120,414	\$ 13,037,414	\$ 9,059,414	\$ 1,810,414	\$ 1,145,414	\$ 41,173,070
Fund Balance Requirement (35% of Average)	\$ 1,526,280	\$ 1,526,280	\$ 1,526,280	\$ 1,526,280	\$ 1,526,280	\$ 7,631,400
Difference (\$)	14,594,134	11,511,134	7,533,134	284,134	(380,866)	33,541,670
Funding Sources						
To Be Determined	\$ 250,000	\$ 250,000	\$ 150,000	\$ -	\$ -	\$ 650,000
Total Funding Sources	\$ 250,000	\$ 250,000	\$ 150,000	\$ -	\$ -	\$ 650,000
Capital Plan Provisional	\$ 250,000	\$ 250,000	\$ 150,000	\$ -	\$ -	\$ 650,000
Total Expenditures	\$ 250,000	\$ 250,000	\$ 150,000	\$ -	\$ -	\$ 650,000

City of Fridley, Minnesota
Capital Investment Program

2023 thru 2027

PROJECTS & FUNDING SOURCES BY DEPARTMENT

Department	Project #	2023	2024	2025	2026	2027	Total
Parks Capital Project							
Moore Lake Park Improvements	407-31-22700	4,630,000	1,000,000				5,630,000
Ed Wilmes Park Improvements	407-31-22702	267,000					267,000
Skyline Park Improvements	407-31-22703	597,000					597,000
SNC Boardwalk Replacement	407-31-23443	40,000					40,000
SNC Nature Play Area Enhancement	407-31-23490	25,000					25,000
Park Improvement Grant Matching	407-31-23600	50,000	50,000	50,000	50,000	50,000	250,000
General Park System Maintenance	407-31-23604	30,000	30,000	30,000	30,000	30,000	150,000
Creekview Park Improvements	407-31-23701	373,000					373,000
Edgewater Garden Park Improvements	407-31-23704	55,000	662,000				717,000
Plymouth Square Park Improvements	407-31-23705	26,000	393,000				419,000
Sylvan Hills Park Improvements	407-31-23706	61,000	470,000				531,000
SNC Parking Lot Maintenance	407-31-24464		35,000				35,000
Logan Park Improvements	407-31-24707		37,000	446,000			483,000
Madsen Park Improvements	407-31-24708		211,000	2,526,000			2,737,000
Oak Hill Park Improvements	407-31-24709		10,000	144,000			154,000
Commons Park Improvements	407-31-25710			854,000	6,151,000		7,005,000
Flanery Park Improvements	407-31-25711			77,000	918,000		995,000
Jubilee Park Improvements	407-31-25712			16,000	227,000		243,000
Summit Square Park Improvements	407-31-26713				14,000	282,000	296,000
Harris Park Improvements	407-31-26714				24,000	314,000	338,000
Briardale Park Improvements	407-31-27715					25,000	25,000
Creekridge Park Improvements	407-31-27716					19,000	19,000
Hackmann Circle Park Improvements	407-31-27717					20,000	20,000
Ruth Circle Park Improvements	407-31-27718					90,000	90,000
Parks Capital Project Total		6,154,000	2,898,000	4,143,000	7,414,000	830,000	21,439,000
Bond Proceeds		6,009,000	2,783,000	4,063,000	7,334,000	750,000	20,939,000
Community Investment Fund Reserves		65,000	35,000				100,000
Local Government Aid		30,000	30,000	30,000	30,000	30,000	150,000
To Be Determined		50,000	50,000	50,000	50,000	50,000	250,000
Parks Capital Project Total		6,154,000	2,898,000	4,143,000	7,414,000	830,000	21,439,000
Provisional Projects							
Multi Modal Improvement 61st & Univ.	407-31-23699	250,000	250,000	150,000			650,000
Provisional Projects Total		250,000	250,000	150,000			650,000
To Be Determined		250,000	250,000	150,000			650,000
Provisional Projects Total		250,000	250,000	150,000			650,000
Grand Total		6,404,000	3,148,000	4,293,000	7,414,000	830,000	22,089,000

Capital Investment Program

2023 *thru* 2027

City of Fridley, Minnesota

Department Parks Capital Project

Contact Public Works Director

Type Park Improvements

Useful Life

Category PW - Parks

Project #	407-31-22700
Project Name	Moore Lake Park Improvements

Account No.: 407-3160-702100

Description

This project is part of the Parks Master Plan implementation and includes general park upgrades in accordance with that plan. The project will include such elements as sitework, new courts, a new parking lot, landscaping, lighting, trails, shelters, fencing, and piers. This project will also include such elements as playground equipment and fixtures. The project also funds a new building. The building will provide a usable space for the public, and an area to reserve for meetings, community education, and gathering.

Justification

The project is intended to implement the Parks Master Plan approved by the City Council in 2022.

Expenditures	2023	2024	2025	2026	2027	Total
Planning/Design	190,000					190,000
Construction/Maintenance	4,440,000	1,000,000				5,440,000
Total	4,630,000	1,000,000				5,630,000

Funding Sources	2023	2024	2025	2026	2027	Total
Bond Proceeds	4,630,000	1,000,000				5,630,000
Total	4,630,000	1,000,000				5,630,000

Capital Investment Program
City of Fridley, Minnesota

2023 *thru* 2027

Department Parks Capital Project
Contact Public Works Director
Type Park Improvements
Useful Life
Category PW - Parks

Project # 407-31-22702
Project Name Ed Wilmes Park Improvments

Account No.: 407-3160-702100

Description

This project is part of the Parks Master Plan implementation and includes general park upgrades in accordance with that plan. The project will include such elements as sitework, new courts, a new parking lot, landscaping, lighting, trails, shelters, fencing, and piers. The project also includes equipment replacement and upgrades to such elements as playground equipment and fixtures.

Justification

The project is intended to implement the Parks Master Plan approved by the City Council in 2022.

Expenditures	2023	2024	2025	2026	2027	Total
Planning/Design	91,000					91,000
Construction/Maintenance	176,000					176,000
Total	267,000					267,000

Funding Sources	2023	2024	2025	2026	2027	Total
Bond Proceeds	267,000					267,000
Total	267,000					267,000



Capital Investment Program
City of Fridley, Minnesota

2023 *thru* 2027

Department Parks Capital Project
Contact Public Works Director
Type Park Improvements
Useful Life
Category PW - Parks

Project # 407-31-22703
Project Name Skyline Park Improvements

Account No.: 407-3160-702100

Description

This project is part of the Parks Master Plan implementation and includes general park upgrades in accordance with that plan. The project will include such elements as sitework, new courts, a new parking lot, landscaping, lighting, trails, shelters, fencing, and piers. This project also includes equipment replacement and upgrades to such elements as playground equipment and fixtures. The Harris Park general park improvements is provided for in other pages.

Justification

The project is intended to implement the Parks Master Plan approved by the City Council in 2022.

Expenditures	2023	2024	2025	2026	2027	Total
Planning/Design	72,000					72,000
Construction/Maintenance	525,000					525,000
Total	597,000					597,000

Funding Sources	2023	2024	2025	2026	2027	Total
Bond Proceeds	597,000					597,000
Total	597,000					597,000



Capital Investment Program

2023 *thru* 2027

City of Fridley, Minnesota

Department Parks Capital Project

Contact Community Services Director

Type Park Improvements

Useful Life 15 years

Category CSER - SNC

Project #	407-31-23443
Project Name	SNC Boardwalk Replacement

Account No.: 407-3160-635100

Description

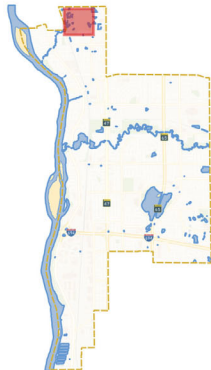
This project constitutes work to repair and replace trails, bridges and boardwalks at Springbrook Park, home of the Springbrook Nature Center (SNC).
 \$30,000 has been carried forward from the 2023 budget to complete this project.

Justification

This project includes replacement and repairs to the existing trails, bridges, and boardwalks at Springbrook Park.

Expenditures	2023	2024	2025	2026	2027	Total
Construction/Maintenance	40,000					40,000
Total	40,000					40,000

Funding Sources	2023	2024	2025	2026	2027	Total
Community Investment Fund Reserves	40,000					40,000
Total	40,000					40,000



Capital Investment Program

2023 *thru* 2027

City of Fridley, Minnesota

Department Parks Capital Project

Contact Community Services Director

Type Equipment

Useful Life 15 years

Category CSER - SNC

Project #	407-31-23490
Project Name	SNC Nature Play Area Enhancement

Account No.: 407-3160-703100

Description

This project would add a durable, nature-themed play element to the nature-based play area at Springbrook Nature Center. Two larger play features made from natural materials were removed in 2021 due to unsafe conditions.

Justification

The nature-based play area at Springbrook Nature Center is a very well-used feature of the park and is the only unique, nature-themed play space in Fridley. The removal of two large play features leaves this play area with insufficient options for play, especially for children ages 8 and older. This space was funded by many community stakeholders and it is important that the City of Fridley provides appropriate maintenance and updates to uphold a high level of quality.

Expenditures	2023	2024	2025	2026	2027	Total
Equip./Vehicles/Furnishings	25,000					25,000
Total	25,000					25,000

Funding Sources	2023	2024	2025	2026	2027	Total
Community Investment Fund Reserves	25,000					25,000
Total	25,000					25,000

Capital Investment Program

2023 *thru* 2027

City of Fridley, Minnesota

Department Parks Capital Project

Contact Public Works Director

Type Park Improvements

Useful Life 10 years

Category PW - Parks

Project # 407-31-23600

Project Name Park Improvement Grant Matching

Account No.: 407-3160-702100

Description

This project provides funds to support matching requirements of the various grants identified by the City to support improvements and other changes throughout the park system.

Justification

Throughout the year, the City identifies various grant program and funding opportunities to support the park system. This project provides monies to meet such requirements on an as needed basis.

Expenditures	2023	2024	2025	2026	2027	Total
Other	50,000	50,000	50,000	50,000	50,000	250,000
Total	50,000	50,000	50,000	50,000	50,000	250,000

Funding Sources	2023	2024	2025	2026	2027	Total
To Be Determined	50,000	50,000	50,000	50,000	50,000	250,000
Total	50,000	50,000	50,000	50,000	50,000	250,000



Capital Investment Program
City of Fridley, Minnesota

2023 *thru* 2027

Department Parks Capital Project
Contact Community Services Director
Type Park Improvements
Useful Life 10 years
Category PW - Parks

Project # 407-31-23604
Project Name General Park System Maintenance

Account No.: 407-3160-635100

Description
 This project provides funds to support deferred park and trail system maintenance.
 \$120,000 is carried forward from the 2022 budget.

Justification
 Throughout the year, the City identifies miscellaneous improvements or needs throughout the park system. Generally, this project will provide an identified source of funds to support costs associated with these improvements and modifications.

Expenditures	2023	2024	2025	2026	2027	Total
Other	30,000	30,000	30,000	30,000	30,000	150,000
Total	30,000	30,000	30,000	30,000	30,000	150,000

Funding Sources	2023	2024	2025	2026	2027	Total
Local Government Aid	30,000	30,000	30,000	30,000	30,000	150,000
Total	30,000	30,000	30,000	30,000	30,000	150,000



Capital Investment Program

2023 *thru* 2027

City of Fridley, Minnesota

Department Parks Capital Project

Contact Public Works Director

Type Park Improvements

Useful Life

Category PW - Parks

Project #	407-31-23704
Project Name	Edgewater Garden Park Improvements

Account No.: 407-3160-702100

Description

This project is part of the Parks Master Plan implementation and includes general park upgrades in accordance with that plan. The project will include such elements as sitework, new courts, a new parking lot, landscaping, lighting, trails, shelters, fencing, and piers. This project also includes equipment replacement and upgrades to such elements as playground equipment and fixtures.

Justification

The project is intended to implement the Parks Master Plan approved by the City Council in 2022.

Expenditures	2023	2024	2025	2026	2027	Total
Planning/Design	55,000					55,000
Construction/Maintenance		662,000				662,000
Total	55,000	662,000				717,000

Funding Sources	2023	2024	2025	2026	2027	Total
Bond Proceeds	55,000	662,000				717,000
Total	55,000	662,000				717,000

Capital Investment Program
City of Fridley, Minnesota

2023 *thru* 2027

Department Parks Capital Project
Contact Public Works Director
Type Park Improvements
Useful Life
Category PW - Parks

Project # 407-31-23705
Project Name Plymouth Square Park Improvements

Account No.: 407-3160-702100

Description

This project is part of the Parks Master Plan implementation and includes general park upgrades in accordance with that plan. The project will include such elements as sitework, new courts, a new parking lot, landscaping, lighting, trails, shelters, fencing, and piers. The project also includes equipment replacement and upgrades to such elements as playground equipment and fixtures.

Justification

The project is intended to implement the Parks Master Plan approved by the City Council in 2022.

Expenditures	2023	2024	2025	2026	2027	Total
Planning/Design	26,000					26,000
Construction/Maintenance		393,000				393,000
Total	26,000	393,000				419,000

Funding Sources	2023	2024	2025	2026	2027	Total
Bond Proceeds	26,000	393,000				419,000
Total	26,000	393,000				419,000



Capital Investment Program
City of Fridley, Minnesota

2023 *thru* 2027

Department Parks Capital Project
Contact Public Works Director
Type Park Improvements
Useful Life
Category PW - Parks

Project # 407-31-23706
Project Name Sylvan Hills Park Improvements

Account No.: 407-3160-702100

Description

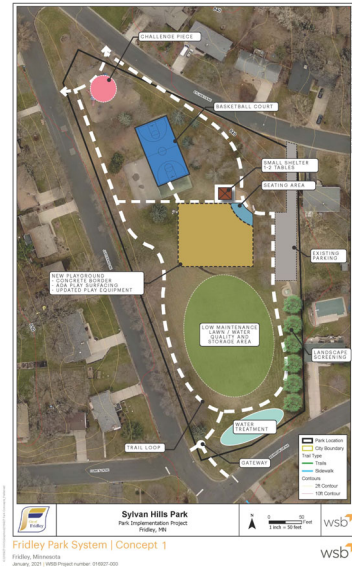
This project is part of the Parks Master Plan implementation and includes general park upgrades in accordance with that plan. The project will include such elements as sitework, new courts, a new parking lot, landscaping, lighting, trails, shelters, fencing, and piers. The project also includes equipment replacement and upgrades to such elements as playground equipment and fixtures.

Justification

The project is intended to implement the Parks Master Plan approved by the City Council in 2022.

Expenditures	2023	2024	2025	2026	2027	Total
Planning/Design	61,000					61,000
Construction/Maintenance		470,000				470,000
Total	61,000	470,000				531,000

Funding Sources	2023	2024	2025	2026	2027	Total
Bond Proceeds	61,000	470,000				531,000
Total	61,000	470,000				531,000



Capital Investment Program
City of Fridley, Minnesota

2023 *thru* 2027

Department Parks Capital Project
Contact Community Services Director
Type Improvement
Useful Life 20 years
Category CSER - SNC

Project # 407-31-24464
Project Name SNC Parking Lot Maintenance

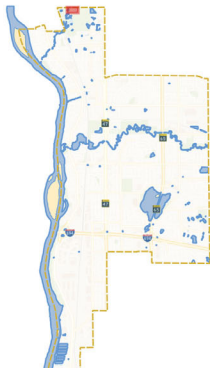
Account No.: 407-3160-635100

Description
 The project will provide for major maintenance of the SNC parking, driveway and walking areas.

Justification
 This project will provide pavement improvements that maintain safe and acceptable conditions for a high-use public facility.

Expenditures	2023	2024	2025	2026	2027	Total
Construction/Maintenance		35,000				35,000
Total		35,000				35,000

Funding Sources	2023	2024	2025	2026	2027	Total
Community Investment Fund Reserves		35,000				35,000
Total		35,000				35,000



Capital Investment Program

City of Fridley, Minnesota

2023 *thru* 2027

Department Parks Capital Project
Contact Public Works Director
Type Park Improvements
Useful Life
Category PW - Parks

Project # 407-31-24707
Project Name Logan Park Improvements

Account No.: 406-3160-702100

Description

This project is part of the Parks Master Plan implementation and includes general park upgrades in accordance with that plan. The project will include such elements as sitework, new courts, a new parking lot, landscaping, lighting, trails, shelters, fencing, and piers. The project also includes equipment replacement and upgrades to such elements as playground equipment and fixtures.

Justification

The project is intended to implement the Parks Master Plan approved by the City Council in 2022.

Expenditures	2023	2024	2025	2026	2027	Total
Planning/Design		37,000				37,000
Construction/Maintenance			446,000			446,000
Total		37,000	446,000			483,000

Funding Sources	2023	2024	2025	2026	2027	Total
Bond Proceeds		37,000	446,000			483,000
Total		37,000	446,000			483,000



Capital Investment Program
City of Fridley, Minnesota

2023 *thru* 2027

Department Parks Capital Project
Contact Public Works Director
Type Park Improvements
Useful Life 25 years
Category PW - Parks

Project # 407-31-24708
Project Name Madsen Park Improvements

Account No.: 406-3160-702100

Description

This project is part of the Parks Master Plan implementation and includes general park upgrades in accordance with that plan. The project will include such elements as sitework, new courts, a new parking lot, landscaping, lighting, trails, shelters, fencing, and piers. The project includes equipment replacement and upgrades to such elements as playground equipment and fixtures.

Justification

The project is intended to implement the Parks Master Plan approved by the City Council in 2022.

Expenditures	2023	2024	2025	2026	2027	Total
Planning/Design		211,000				211,000
Construction/Maintenance			2,526,000			2,526,000
Total		211,000	2,526,000			2,737,000

Funding Sources	2023	2024	2025	2026	2027	Total
Bond Proceeds		211,000	2,526,000			2,737,000
Total		211,000	2,526,000			2,737,000



Capital Investment Program

City of Fridley, Minnesota

2023 *thru* 2027

Department Parks Capital Project
Contact Public Works Director
Type Park Improvements
Useful Life 25 years
Category PW - Parks

Project # 407-31-24709
Project Name Oak Hill Park Improvements

Account No.: 407-3160-702100

Description

This project is part of the Parks Master Plan implementation and includes general park upgrades in accordance with that plan. The project will include such elements as sitework, new courts, a new parking lot, landscaping, lighting, trails, shelters, fencing, and piers. The project includes equipment replacement and upgrades to such elements as playground equipment and fixtures.

Justification

The project is intended to implement the Parks Master Plan approved by the City Council in 2022.

Expenditures	2023	2024	2025	2026	2027	Total
Planning/Design		10,000				10,000
Construction/Maintenance			144,000			144,000
Total		10,000	144,000			154,000

Funding Sources	2023	2024	2025	2026	2027	Total
Bond Proceeds		10,000	144,000			154,000
Total		10,000	144,000			154,000



Capital Investment Program
City of Fridley, Minnesota

2023 *thru* 2027

Department Parks Capital Project
Contact Public Works Director
Type Park Improvements
Useful Life 25 years
Category PW - Parks

Project #	407-31-25710
Project Name	Commons Park Improvements

Account No.: 407-3160-702100

Description
 This project is part of the Parks Master Plan implementation and includes general park upgrades in accordance with that plan. The project will include such elements as sitework, new courts, a new parking lot, landscaping, lighting, trails, shelters, fencing, and piers. The project also includes a new building. The building will provide a usable space for the public, and an area to reserve for meetings, community education, and gathering. The project includes equipment replacement and upgrades to such elements as playground equipment and fixtures.

Justification
 The project is intended to implement the Parks Master Plan approved by the City Council in 2022.

Expenditures	2023	2024	2025	2026	2027	Total
Planning/Design			854,000			854,000
Construction/Maintenance				6,151,000		6,151,000
Total			854,000	6,151,000		7,005,000

Funding Sources	2023	2024	2025	2026	2027	Total
Bond Proceeds			854,000	6,151,000		7,005,000
Total			854,000	6,151,000		7,005,000

Capital Investment Program
City of Fridley, Minnesota

2023 *thru* 2027

Department Parks Capital Project
Contact Public Works Director
Type Park Improvements
Useful Life 25 years
Category PW - Parks

Project # 407-31-25711
Project Name Flanery Park Improvements

Account No.: 407-3160-702100

Description

This project is part of the Parks Master Plan implementation and includes general park upgrades in accordance with that plan. The project will include such elements as sitework, new courts, a new parking lot, landscaping, lighting, trails, shelters, fencing, and piers. The project also includes equipment replacement and upgrades to such elements as playground equipment and fixtures.

Justification

The project is intended to implement the Parks Master Plan approved by the City Council in 2022.

Expenditures	2023	2024	2025	2026	2027	Total
Planning/Design			77,000			77,000
Construction/Maintenance				918,000		918,000
Total			77,000	918,000		995,000

Funding Sources	2023	2024	2025	2026	2027	Total
Bond Proceeds			77,000	918,000		995,000
Total			77,000	918,000		995,000



Capital Investment Program

2023 *thru* 2027

City of Fridley, Minnesota

Department Parks Capital Project

Contact Public Works Director

Type Park Improvements

Useful Life 25 years

Category PW - Parks

Project #	407-31-25712
Project Name	Jubilee Park Improvments

Account No.: 407-3160-702100

Description

This project is part of the Parks Master Plan implementation and includes general park upgrades in accordance with that plan. The project will include such elements as sitework, new courts, a new parking lot, landscaping, lighting, trails, shelters, fencing, and piers. This project also includes equipment replacement and upgrades to such elements as playground equipment and fixtures.

Justification

The project is intended to implement the Parks Master Plan approved by the City Council in 2022.

Expenditures	2023	2024	2025	2026	2027	Total
Planning/Design			16,000			16,000
Construction/Maintenance				227,000		227,000
Total			16,000	227,000		243,000

Funding Sources	2023	2024	2025	2026	2027	Total
Bond Proceeds			16,000	227,000		243,000
Total			16,000	227,000		243,000

Capital Investment Program
City of Fridley, Minnesota

2023 *thru* 2027

Department Parks Capital Project
Contact Public Works Director
Type Park Improvements
Useful Life 25 years
Category PW - Parks

Project # 407-31-26714
Project Name Harris Park Improvements

Account No.: 407-3160-702100

Description

This project is part of the Parks Master Plan implementation and includes general park upgrades in accordance with that plan. The project will include such elements as sitework, new courts, a new parking lot, landscaping, lighting, trails, shelters, fencing, and piers. This project includes equipment replacement and upgrade to such elements as playground equipment and fixtures.

Justification

The project is intended to implement the Parks Master Plan approved by the City Council in 2022

Expenditures	2023	2024	2025	2026	2027	Total
Planning/Design				24,000		24,000
Construction/Maintenance					314,000	314,000
Total				24,000	314,000	338,000

Funding Sources	2023	2024	2025	2026	2027	Total
Bond Proceeds				24,000	314,000	338,000
Total				24,000	314,000	338,000



Capital Investment Program
City of Fridley, Minnesota

2023 *thru* 2027

Department Parks Capital Project
Contact Public Works Director
Type Park Improvements
Useful Life 25 years
Category PW - Parks

Project # 407-31-27715
Project Name Briardale Park Improvements

Account No.: 407-3160-702100

Description

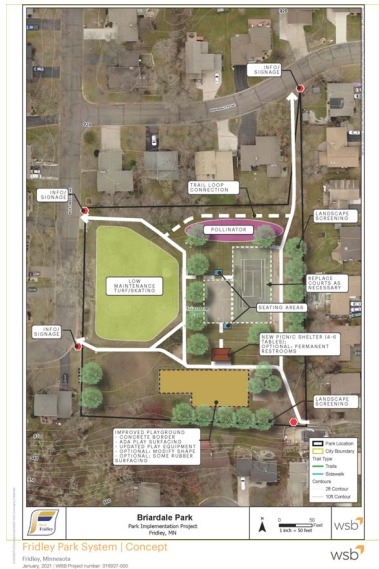
This project is part of the Parks Master Plan implementation and includes general park upgrades in accordance with that plan. The project will include such elements as sitework, new courts, a new parking lot, landscaping, lighting, trails, shelters, fencing, and piers. The project also includes equipment replacement and upgrades to such elements as playground equipment and fixtures.

Justification

The project is intended to implement the Parks Master Plan approved by the City Council in 2022.

Expenditures	2023	2024	2025	2026	2027	Total
Planning/Design					25,000	25,000
Total					25,000	25,000

Funding Sources	2023	2024	2025	2026	2027	Total
Bond Proceeds					25,000	25,000
Total					25,000	25,000



Capital Investment Program
City of Fridley, Minnesota

2023 *thru* 2027

Department Parks Capital Project
Contact Public Works Director
Type Park Improvements
Useful Life 25 years
Category PW - Parks

Project # 407-31-27717
Project Name Hackmann Circle Park Improvements

Account No.: 407-3160-702100

Description

This project is part of the Parks Master Plan implementation and includes general park upgrades in accordance with that plan. The project will include such elements as sitework, new courts, a new parking lot, landscaping, lighting, trails, shelters, fencing, and piers. This project also includes equipment replacement and upgrades to such elements as playground equipment and fixtures.

Justification

The project is intended to implement the Parks Master Plan approved by the City Council in 2022.

Expenditures	2023	2024	2025	2026	2027	Total
Planning/Design					20,000	20,000
Total					20,000	20,000

Funding Sources	2023	2024	2025	2026	2027	Total
Bond Proceeds					20,000	20,000
Total					20,000	20,000



Capital Investment Program
City of Fridley, Minnesota

2023 *thru* 2027

Department Provisional Projects
Contact Community Services Director
Type Park Improvements
Useful Life 25 years
Category PW - Parks

Project # 407-31-23699
Project Name Multi Modal Improvement 61st & Univ.

Account No.:

Description

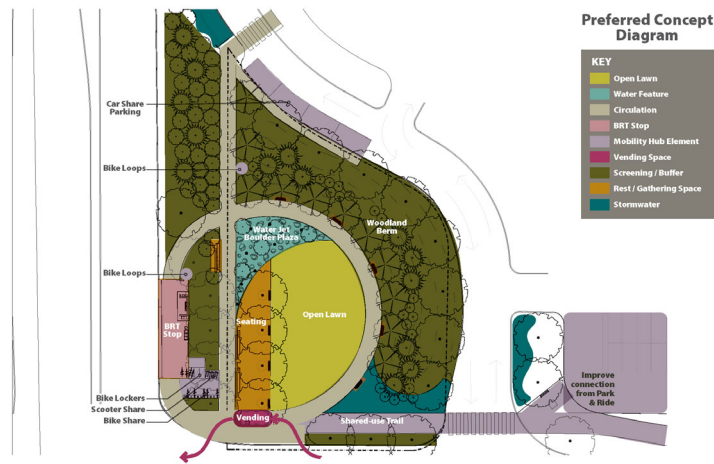
A multi modal improvement is being planned at the former CITGO site at 6101 University Avenue. Re-use of the site will consider the anticipated Bus Rapid Transit (BRT) stop, and will create opportunities for multi-modal connections and other park/plaza like features. The plan is to add concrete paths, an asphalt trail, benches and landscaping throughout. This property was acquired through tax forfeiture. Funding for this plan is unknown at this time.

Justification

The purpose of the City acquiring the property was to create a multimodal node within the University Avenue corridor that creates a functional, safe and inviting environment around the proposed BRT stop.

Expenditures	2023	2024	2025	2026	2027	Total
Planning/Design	100,000					100,000
Construction/Maintenance	150,000	250,000	150,000			550,000
Total	250,000	250,000	150,000			650,000

Funding Sources	2023	2024	2025	2026	2027	Total
To Be Determined	250,000	250,000	150,000			650,000
Total	250,000	250,000	150,000			650,000



This page intentionally left blank.



INFORMATION TECHNOLOGY CAPITAL PROJECTS



Introduction and Allowable Uses

The Information Technology (IT) Capital Projects Fund accounts for funds accumulated for the acquisition, expansion, improvement, replacement and/or major repairs of IT resources and systems, including: computers; enterprise-level or major software; networking equipment; servers; and other significant hardware. The IT Capital Projects Fund may not support ongoing IT costs or operations, such as licensing and maintenance fees.

The primary funding sources for this fund include LGA, property taxes and State grants. At present, no other CIP section receives property tax support for its activities or projects.

Project Highlights

In 2023, the CIP for the IT Capital Projects Fund appropriates \$535,000 of budget authority for 11 capital projects, most notably:

- \$112,000, for the regular replacement of various computers, servers, network equipment and peripheral devices as well as the purchase of new equipment as determined by the annual IT Project Schedule and associated three-year strategic plan (Project No. 409-13-23001), and
- \$128,000, for conference room audio/visual upgrades (Project No. 409-13-23301);
- \$80,000, for Wi-Fi access point replacement (Project No. 409-13-23302); and
- \$60,000 for the redevelopment of the City's website (Project No. 225-12-23701)

In addition to these activities, the IT Capital Projects Fund supports the research and development of technology solutions for the City through an annual appropriation of \$10,000 in the form of an "Information Technology Innovation Set-Aside" (Project No. 409-13-23003). Generally, the set-aside allows the City to respond in the timelier fashion to the technology needs of the organization and technology developments outside of the regular CIP development schedule. Regardless of the capital project, all expenditures supported by the IT Capital Project Fund must be consistent with the IT System Principles as authorized by the City Manager in 2019.

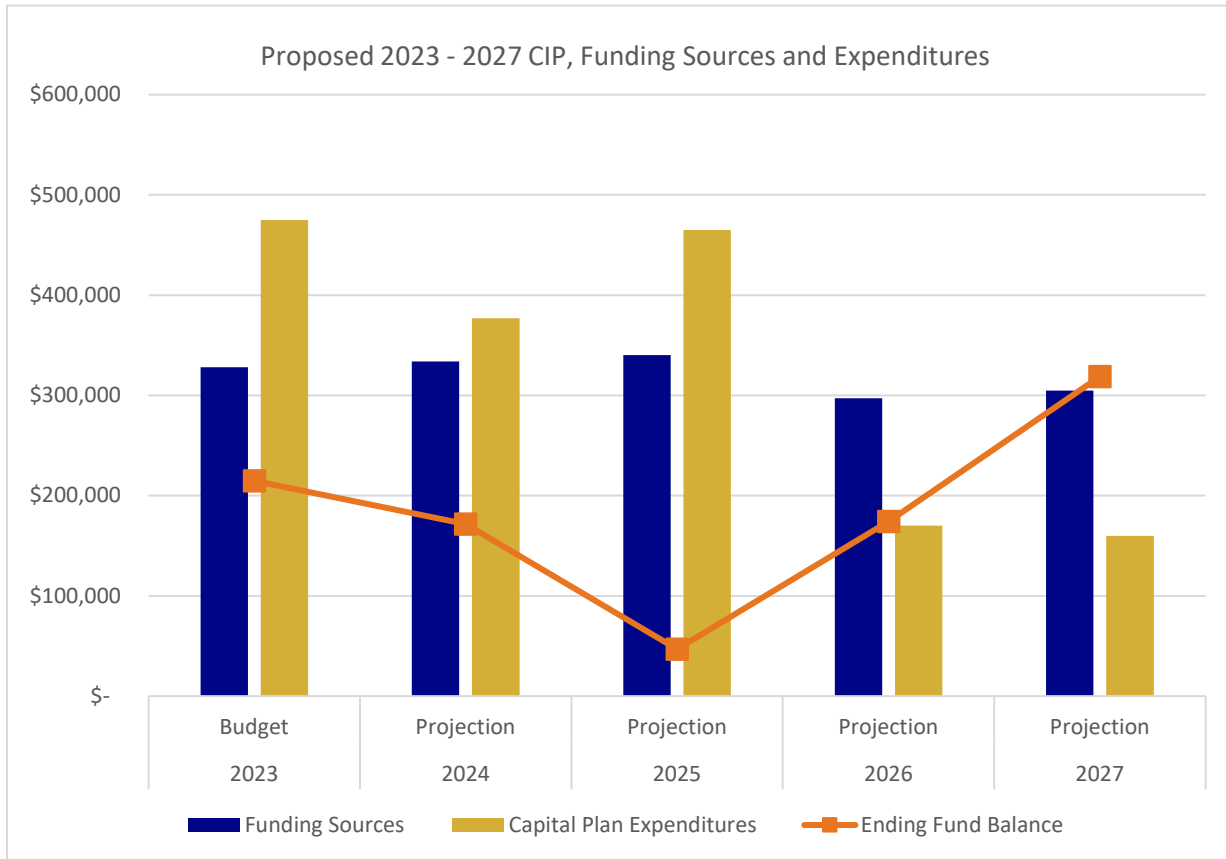
Financial Summary

Due to the planned level of expenditures, the City will use approximately \$147,000 of fund balance in 2023. Even so, the IT Capital Projects Fund remains about \$99,410 above the fund balance threshold for the fund. Based on the projected expenditures, the fund will not meet the fund balance threshold in 2025, due to increased projected expenditures, but returns to compliance in 2026 and years thereafter. Figure No. 12 outlines the planned activities and corresponding change in fund balance.

Given the cost pressure on the fund over the projection period, the Proposed 2023-2027 CIP assumes an eight percent increase in the property tax levy for the IT Capital Project Fund annually. Additionally, to provide for structural balance in the fund, the property tax levy will likely need to increase at a same or similar rate beyond 2027, primarily to support the replacement cost of

ordinary City technology (e.g., laptops, phones, printers). The City will also attempt, whenever possible, to reallocate LGA from the General Fund to the IT Capital Projects Fund to support the cost of other IT infrastructure needs.

Budget Reallocation. Based on current expenditure activity, the Proposed 2023–2027 CIP assumes \$36,500 of “carry-over” budget authority for 2022 in the IT Capital Projects Fund.



The remainder of this page intentionally left blank.

INFORMATION TECHNOLOGY CAPITAL PROJECTS FUND
2023 Capital Investment Program Budget and 2024 through 2027 Plan
Funding Sources and Expenditure Projections

Fund No. 409	2023	2024	2025	2026	2027	Total
Funding Sources	Budget	Projection	Projection	Projection	Projection	Total
Property Taxes	\$ 74,000	\$ 79,900	\$ 86,300	\$ 93,200	\$ 100,700	\$ 434,100
Local Government Aid	250,000	250,000	250,000	200,000	200,000	1,150,000
Interest on Investments	4,000	4,000	4,000	4,000	4,000	20,000
Total Funding Sources	\$ 328,000	\$ 333,900	\$ 340,300	\$ 297,200	\$ 304,700	\$ 1,604,100
Capital Plan Expenditures						
Total Expenditures	\$ 475,000	\$ 377,000	\$ 465,000	\$ 170,000	\$ 160,000	\$ 1,647,000
Surplus (deficiency) of funding sources over (under) expenditures	\$ (147,000)	\$ (43,100)	\$ (124,700)	\$ 127,200	\$ 144,700	\$ (42,900)
<i>Estimated Beginning Fund Balance</i>	<i>325,200</i>	<i>214,700</i>	<i>171,600</i>	<i>46,900</i>	<i>174,100</i>	<i>932,500</i>
Projects Carried Forward from Prior Years	36,500					36,500
Estimated Ending Fund Balance	\$ 214,700	\$ 171,600	\$ 46,900	\$ 174,100	\$ 318,800	\$ 926,100
Fund Balance Requirement (35% of Average)	\$ 115,290	\$ 115,290	\$ 115,290	\$ 115,290	\$ 115,290	\$ 576,450
Difference (\$)	99,410	56,310	(68,390)	58,810	203,510	349,650

City of Fridley, Minnesota
Capital Investment Program

2023 thru 2027

PROJECTS & FUNDING SOURCES BY DEPARTMENT

Department	Project #	2023	2024	2025	2026	2027	Total
Info. Tech. Cap. Project							
Website Redevelopment Project	225-12-23701	60,000					60,000
Technology Purchases and Upgrades	409-13-23001	112,000	120,000	120,000	120,000	120,000	592,000
Wi-Fi Access Point Replacement	409-13-23002	80,000					80,000
Information Technology Innovation Set-Aside	409-13-23003	10,000	10,000	10,000	10,000		40,000
Laserfiche Improvements	409-13-23004	10,000	10,000	10,000	10,000		40,000
Liquor Store #1 WAN Upgrade	409-13-23005	10,000					10,000
Upgrade Internet link at City Hall	409-13-23006	10,000					10,000
Network Intrusion Detection	409-13-23300	35,000					35,000
Conference Room Audio/Visual Upgrades	409-13-23301	128,000				10,000	138,000
Server Upgrades	409-13-23305	50,000					50,000
Squad Vehicle Equipment Replacement	409-13-23307	30,000	30,000	30,000	30,000	30,000	150,000
Replacement of Copiers Citywide	409-13-24002		100,000				100,000
VSAN Replacement	409-13-24302		150,000				150,000
Firewall Replacement	409-13-25300			45,000			45,000
Network Switch Replacement	409-13-25301			250,000			250,000
Info. Tech. Cap. Project Total		535,000	420,000	465,000	170,000	160,000	1,750,000
<i>Cable TV Fund Reserves</i>		60,000					60,000
<i>IT Fund Reserves</i>		181,000	131,000	170,000			482,000
<i>Local Government Aid</i>		220,000	209,000	209,000	77,000	60,000	775,000
<i>Property Tax Levy</i>		74,000	80,000	86,000	93,000	100,000	433,000
Info. Tech. Cap. Project Total		535,000	420,000	465,000	170,000	160,000	1,750,000
Grand Total		535,000	420,000	465,000	170,000	160,000	1,750,000

Capital Investment Program

2023 *thru* 2027

City of Fridley, Minnesota

Department Info. Tech. Cap. Project

Contact City Manager

Type Technology

Useful Life 5 years

Category City Manager - Communicati

Project #	225-12-23701
Project Name	Website Redevelopment Project

Account No.: 225-1270-635130

Description

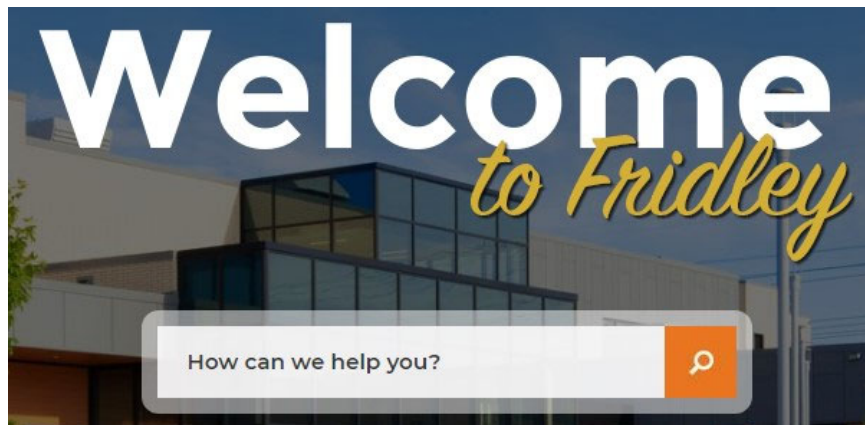
This project will support the costs associated with redeveloping the existing City website. It will also include the selection of a new e-mail/digital communications platform.

Justification

The City continues to respond to an increasing number of digital communications requests, which now require additional tools and a more comprehensive marketing platform. Additionally, a more robust website will provide residents and interested parties with more convenient access information and reduce the amount of staff time spent responding to basic inquiries.

Expenditures	2023	2024	2025	2026	2027	Total
Equip./Vehicles/Furnishings	60,000					60,000
Total	60,000					60,000

Funding Sources	2023	2024	2025	2026	2027	Total
Cable TV Fund Reserves	60,000					60,000
Total	60,000					60,000



Capital Investment Program

2023 *thru* 2027

City of Fridley, Minnesota

Department Info. Tech. Cap. Project

Contact Finance Director

Type Technology

Useful Life 5 years

Category Finance - Information Tech

Project #	409-13-23001
Project Name	Technology Purchases and Upgrades

Account No.: 409-1330-635130

Description

This project provides funding for the regular replacement of computers, including desktops, laptops and servers, local area network equipment, printers, peripheral devices, telecommunication improvements and software. Also, it provides for the purchase of new minor equipment and software that serves the City

Justification

The regular replacement of technology items maintains warranty on systems, enables greater functionality and efficiency, enhances security and support employee productivity. Generally, the City replaces equipment of the following schedule:
 -Most PCs are on a four-year replacement cycle;
 -Laptops used in difficult environments are replaced every three years;
 -Copiers and printers are eligible for replacement every four to five years; and
 -Network equipment, including servers and LAN/WAN hardware, are eligible for replacement every four to five years.

Expenditures	2023	2024	2025	2026	2027	Total
Equip./Vehicles/Furnishings	112,000	120,000	120,000	120,000	120,000	592,000
Total	112,000	120,000	120,000	120,000	120,000	592,000

Funding Sources	2023	2024	2025	2026	2027	Total
IT Fund Reserves			300			300
Local Government Aid	102,900	40,000	33,739	27,000	20,000	223,639
Property Tax Levy	9,100	80,000	85,961	93,000	100,000	368,061
Total	112,000	120,000	120,000	120,000	120,000	592,000

Capital Investment Program

2023 *thru* 2027

City of Fridley, Minnesota

Department Info. Tech. Cap. Project

Contact Finance Director

Type Equipment

Useful Life 5 years

Category Finance - Information Tech

Project #	409-13-23002
Project Name	Wi-Fi Access Point Replacement

Account No.: 409-1330-704100

Description

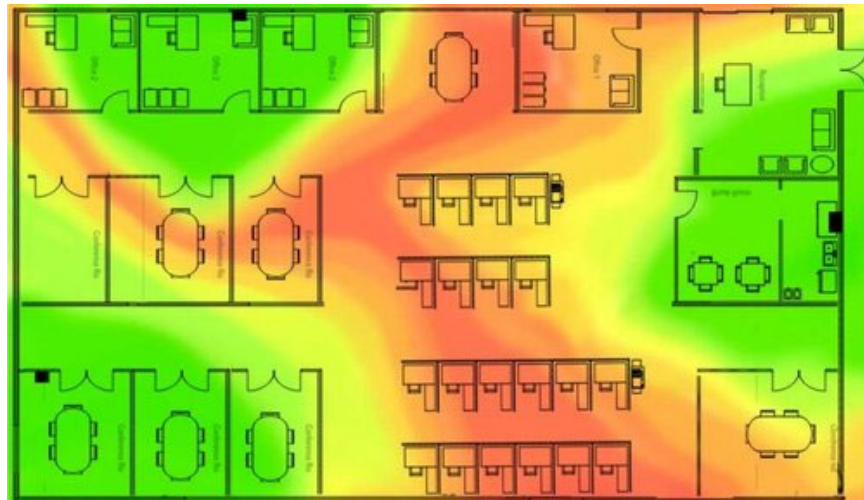
Replacement/upgrade of Wi-Fi access points throughout the City. Expansion of capabilities for external access at outside spaces at City Hall and various other City buildings.

Justification

Replacement of Wi-Fi access points that are no longer supported by vendor. Several were repurposed from the old City Hall building and have reached the end of their life. Additional access points were added to the system in 2018 when the new City Hall was built and have also reached their end of life. Along with replacing the existing equipment, the system will be re-engineered to support future expansion to outdoor spaces such as the City Hall Plaza and park buildings./upgrade of Wi-Fi access points throughout the City. Expansion of capabilities for external access at outside spaces at City Hall and various other City buildings.

Expenditures	2023	2024	2025	2026	2027	Total
Equip./Vehicles/Furnishings	80,000					80,000
Total	80,000					80,000

Funding Sources	2023	2024	2025	2026	2027	Total
IT Fund Reserves	46,100					46,100
Local Government Aid	4,000					4,000
Property Tax Levy	29,900					29,900
Total	80,000					80,000



Capital Investment Program

2023 *thru* 2027

City of Fridley, Minnesota

Department Info. Tech. Cap. Project

Contact Finance Director

Type Technology

Useful Life 5 years

Category Finance - Information Tech

Project #	409-13-23003
Project Name	Information Technology Innovation Set-Aside

Account No.: 409-1330-635130

Description

The project supports the initial cost of the exploration and development of new technology solutions for the organization. All expenditures supported by the project must be consistent with the IT System Principles.

Justification

The set-aside allows the City to respond in the timelier fashion to the technology needs of the organization and technology developments outside of the regular CIP development schedule.

Expenditures	2023	2024	2025	2026	2027	Total
Other	10,000	10,000	10,000	10,000		40,000
Total	10,000	10,000	10,000	10,000		40,000

Funding Sources	2023	2024	2025	2026	2027	Total
Local Government Aid	10,000	10,000	10,000	10,000		40,000
Total	10,000	10,000	10,000	10,000		40,000

Capital Investment Program
City of Fridley, Minnesota

2023 *thru* 2027

Department Info. Tech. Cap. Project
Contact Finance Director
Type Technology
Useful Life 5 years
Category Finance - City Clerk's Office

Project # 409-13-23004
Project Name Laserfiche Improvements

Account No.: 409-1330-635130

Description

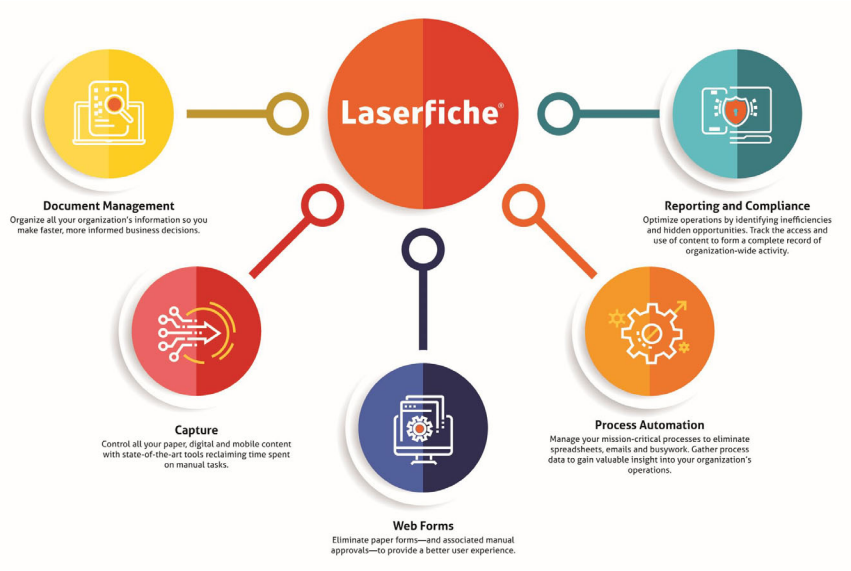
This project will continue the effort to expand and improve the City's document imaging, including additional license purchasing, professional services, and programming.

Justification

The project will improve the efficiency of business processes, provide easier access to important information, improve retrieval times and increase the productivity of various departments. It also supports the IT System Principles goals to expand or build upon existing systems.

Expenditures	2023	2024	2025	2026	2027	Total
Equip./Vehicles/Furnishings	10,000	10,000	10,000	10,000		40,000
Total	10,000	10,000	10,000	10,000		40,000

Funding Sources	2023	2024	2025	2026	2027	Total
Local Government Aid	10,000	10,000	10,000	10,000		40,000
Total	10,000	10,000	10,000	10,000		40,000



Capital Investment Program

2023 *thru* 2027

City of Fridley, Minnesota

Department Info. Tech. Cap. Project

Contact Finance Director

Type Equipment

Useful Life 15 years

Category Finance - Municipal Liquor

Project #	409-13-23005
Project Name	Liquor Store #1 WAN Upgrade

Account No.: 409-1330-635130

Description

Upgrade wide-area network (WAN) connection to Fridley Liquor store #1 to dedicated link.

Justification

Upgrade wide-area network (WAN) connection to Fridley Liquor store #1 to dedicated link. Would increase speed and reliability of connection, eliminate need for Comcast internet services at site, and allow closer integration of Liquor and City Hall server clusters for disaster recovery.

Expenditures	2023	2024	2025	2026	2027	Total
Equip./Vehicles/Furnishings	10,000					10,000
Total	10,000					10,000

Funding Sources	2023	2024	2025	2026	2027	Total
IT Fund Reserves	10,000					10,000
Total	10,000					10,000

Point-to-Point Connection



Capital Investment Program

2023 *thru* 2027

City of Fridley, Minnesota

Department Info. Tech. Cap. Project

Contact Finance Director

Type Equipment

Useful Life 10 years

Category Finance - Information Tech

Project #	409-13-23006
Project Name	Upgrade Internet link at City Hall

Account No.: 409-1330-621130

Description

Upgrade Internet connection at City Hall to faster, more reliable connection with, in particular, increased upload bandwidth.

Justification

While the City has 200Mbps download, our current connection is limited to 20Mbps upload. This creates a bottleneck when outside users connect to on-premise servers (e.g. Laserfiche) and when staff utilizes a VPN or remote access service gateway to work from home. It also interferes with cloud-based applications such as Microsoft 365 and Citizenserve.

Expenditures	2023	2024	2025	2026	2027	Total
Equip./Vehicles/Furnishings	10,000					10,000
Total	10,000					10,000

Funding Sources	2023	2024	2025	2026	2027	Total
IT Fund Reserves	10,000					10,000
Total	10,000					10,000

Capital Investment Program

2023 *thru* 2027

City of Fridley, Minnesota

Department Info. Tech. Cap. Project

Contact Finance Director

Type Technology

Useful Life 5 years

Category Finance - Information Tech

Project #	409-13-23300
Project Name	Network Intrusion Detection

Account No.: 409-1330-704100

Description

Purchase and implementation of system to monitor network traffic and system logs for known attacks and anomalies. Maintains compliance with log and intrusion detection requirements of CJIS policy.

Justification

This system would automate analysis of system logs and network traffic, looking for known attack patterns and anomalies possibly caused by zero-day attacks. Maintains compliance with log and intrusion detection requirements of CJIS policy.

Expenditures	2023	2024	2025	2026	2027	Total
Equip./Vehicles/Furnishings	35,000					35,000
Total	35,000					35,000

Funding Sources	2023	2024	2025	2026	2027	Total
Property Tax Levy	35,000					35,000
Total	35,000					35,000



Capital Investment Program

2023 *thru* 2027

City of Fridley, Minnesota

Department Info. Tech. Cap. Project

Contact Finance Director

Type Technology

Useful Life 10 years

Category Finance - Information Tech

Project #	409-13-23301
Project Name	Conference Room Audio/Visual Upgrades

Account No.: 409-1330-621130

Description

Upgrade the matrix, recording, screens, room audio. Primary room for 2023 is the EOC.

Justification

Some large conference rooms at the Fridley Civic Campus have relatively poor audio/visual quality for video conferencing due to having low range cameras and microphones. This project would upgrade those conference rooms to have similar capabilities to the Banfill Room.

Expenditures	2023	2024	2025	2026	2027	Total
Equip./Vehicles/Furnishings	128,000				10,000	138,000
Total	128,000				10,000	138,000

Funding Sources	2023	2024	2025	2026	2027	Total
IT Fund Reserves	114,900					114,900
Local Government Aid	13,100				10,000	23,100
Total	128,000				10,000	138,000



Capital Investment Program

2023 *thru* 2027

City of Fridley, Minnesota

Department Info. Tech. Cap. Project

Contact Finance Director

Type Technology

Useful Life 5 years

Category Finance - Information Tech

Project #	409-13-23305
Project Name	Server Upgrades

Account No.: 409-1330-635130

Description

The physical server that controls the civic campus cameras/card access/duress is due for updating.

This project will also support the cost of upgrading the Microsoft SQL Database Server and client access licenses, including for the main database server and the InCode10) database server. The project also provides for software assurance and client access licenses.

\$20,000 was carried forward from 2022 to complete the SQL server project.

Justification

Security system server is updated. The current database software versions are out of date and approaching the end of their support window. The software assurance and client access licenses allow the City to access the latest versions of the software moving forward without paying additional relicensing costs.

Expenditures	2023	2024	2025	2026	2027	Total
Equip./Vehicles/Furnishings	50,000					50,000
Total	50,000					50,000

Funding Sources	2023	2024	2025	2026	2027	Total
Local Government Aid	50,000					50,000
Total	50,000					50,000



Capital Investment Program
City of Fridley, Minnesota

2023 *thru* 2027

Department Info. Tech. Cap. Project
Contact Finance Director
Type Technology
Useful Life 5 years
Category Public Safety - Police

Project # 409-13-23307
Project Name Squad Vehicle Equipment Replacement

Account No.: 409-1330-621130

Description
 This project supports the replacement of in-squad vehicle cameras, computers and printers. These devices were previously purchased through the Capital Equipment Plan. However, after internal discussion, staff determined that these purchases should be supported by the IT CIP.

Justification
 Annually, the City replaces four Police Division vehicles and their associated equipment. This project replaces aging equipment consistent with the vehicle replacement schedule.

Expenditures	2023	2024	2025	2026	2027	Total
Equip./Vehicles/Furnishings	30,000	30,000	30,000	30,000	30,000	150,000
Total	30,000	30,000	30,000	30,000	30,000	150,000

Funding Sources	2023	2024	2025	2026	2027	Total
Local Government Aid	30,000	30,000	30,000	30,000	30,000	150,000
Total	30,000	30,000	30,000	30,000	30,000	150,000



Capital Investment Program
City of Fridley, Minnesota

2023 *thru* 2027

Department Info. Tech. Cap. Project

Contact Finance Director

Type Equipment

Useful Life 10 years

Category Finance - Information Tech

Project # 409-13-24002
Project Name Replacement of Copiers Citywide

Account No.: 409-1330-621150

Description

Replacement of copiers throughout the City, including City Hall, Public Works, and Springbrook Nature Center.

Justification

This project will replace all of the copiers throughout the City, including City Hall, Public Works, and Springbrook Nature Center, which were purchased between 2016 and 2019. Replacing all copiers as part of a single project will maintain consistency of capabilities and interfaces across the City for redundancy and support.

Expenditures	2023	2024	2025	2026	2027	Total
Equip./Vehicles/Furnishings		100,000				100,000
Total		100,000				100,000

Funding Sources	2023	2024	2025	2026	2027	Total
Local Government Aid		100,000				100,000
Total		100,000				100,000



Capital Investment Program
City of Fridley, Minnesota

2023 *thru* 2027

Department Info. Tech. Cap. Project
Contact Finance Director
Type Unassigned
Useful Life 10 years
Category Finance - Information Tech

Project #	409-13-24302
Project Name	VSAN Replacement

Account No.: 409-1330-704100

Description
 This project will replace the physical systems hosting the City's 60+ virtual servers. Originally purchased in 2019, these hosts will reach end of support in 2024.

Justification
 This project will replace the physical systems hosting the City's 60+ virtual servers. These systems will no longer be supported after 2024. Replacement will bring hardware up-to-date and allow the City to maintain operating system.

Expenditures	2023	2024	2025	2026	2027	Total
Equip./Vehicles/Furnishings		150,000				150,000
Total		150,000				150,000

Funding Sources	2023	2024	2025	2026	2027	Total
IT Fund Reserves		131,000				131,000
Local Government Aid		19,000				19,000
Total		150,000				150,000



Capital Investment Program
City of Fridley, Minnesota

2023 *thru* 2027

Department Info. Tech. Cap. Project
Contact Finance Director
Type Technology
Useful Life 5 years
Category Finance - Information Tech

Project # 409-13-25300
Project Name Firewall Replacement

Account No.: 409-1330-704100

Description

The project supports the replacement of the City's network firewall, which performs multiple security functions, including protecting internal City systems from external hackers, providing first-ring anti-virus protection and filtering outbound web traffic based content.

Justification

The City's current firewall system will reach the end of its useful life in 2025. As technology changes, and hacking becomes more sophisticated, security technology must be kept up to date in order to continue to protect the City's information assets. Firewalls and other networking systems also need to keep pace with the increasing bandwidth needs of users.

Expenditures	2023	2024	2025	2026	2027	Total
Equip./Vehicles/Furnishings			45,000			45,000
Total			45,000			45,000

Funding Sources	2023	2024	2025	2026	2027	Total
Local Government Aid			45,000			45,000
Total			45,000			45,000



Capital Investment Program
City of Fridley, Minnesota

2023 *thru* 2027

Department Info. Tech. Cap. Project
Contact Finance Director
Type Technology
Useful Life 5 years
Category Finance - Information Tech

Project # 409-13-25301
Project Name Network Switch Replacement

Account No.: 409-1330-635100

Description
 Replacement of the City's network switching infrastructure, which is the foundation of all informational technology connectivity throughout the City.

Justification
 The City's network switch infrastructure was upgraded as part of the move to the Fridley Civic Campus project in 2018 and, as of 2025, the equipment will be nearing its end-of-life. At that time, a determination will need to be made about upgrading the equipment to facilitate technology changes, bandwidth concerns, security issues and maintenance availability.

Expenditures	2023	2024	2025	2026	2027	Total
Equip./Vehicles/Furnishings			250,000			250,000
Total			250,000			250,000

Funding Sources	2023	2024	2025	2026	2027	Total
IT Fund Reserves			169,700			169,700
Local Government Aid			80,261			80,261
Property Tax Levy			39			39
Total			250,000			250,000



This page intentionally left blank.





EQUIPMENT CAPITAL PROJECTS

Introduction and Allowable Uses

The Equipment Capital Projects Fund, also known as the Capital Equipment Program (CEP), accounts for funds accumulated for the acquisition, lease, replacement and/or major repairs of larger or more expensive equipment, including: public works and public safety vehicles and equipment; parks and landscaping equipment; and other major equipment needs as determined by the City Manager and Council.

The primary funding sources for this fund includes auction proceeds, Federal grants, LGA, municipal liquor store proceeds and utility or franchise fees (if applicable). Additionally, the City no longer makes use of equipment certificates or other forms of debt to finance the acquisition or replacement of equipment.

Unlike the other sections of the CIP, the CEP may reference other capital project or enterprise funds as funding sources to support the acquisition or replacement of vehicles and equipment. As such, the CEP allows the City to budget and plan for equipment needs across the entire organization and through a unified process.

Project Highlights

In 2023, the CIP for the Equipment Capital Projects Fund appropriates \$1,981,000 of budget authority for 21 capital projects, most notably:

- \$530,000, for the replacement of 2 dump trucks and its associated equipment (Project No.410-31-23801); and
- \$735,000, for the replacement of a fire engine/heavy rescue truck (Project No. 410-21-22901).

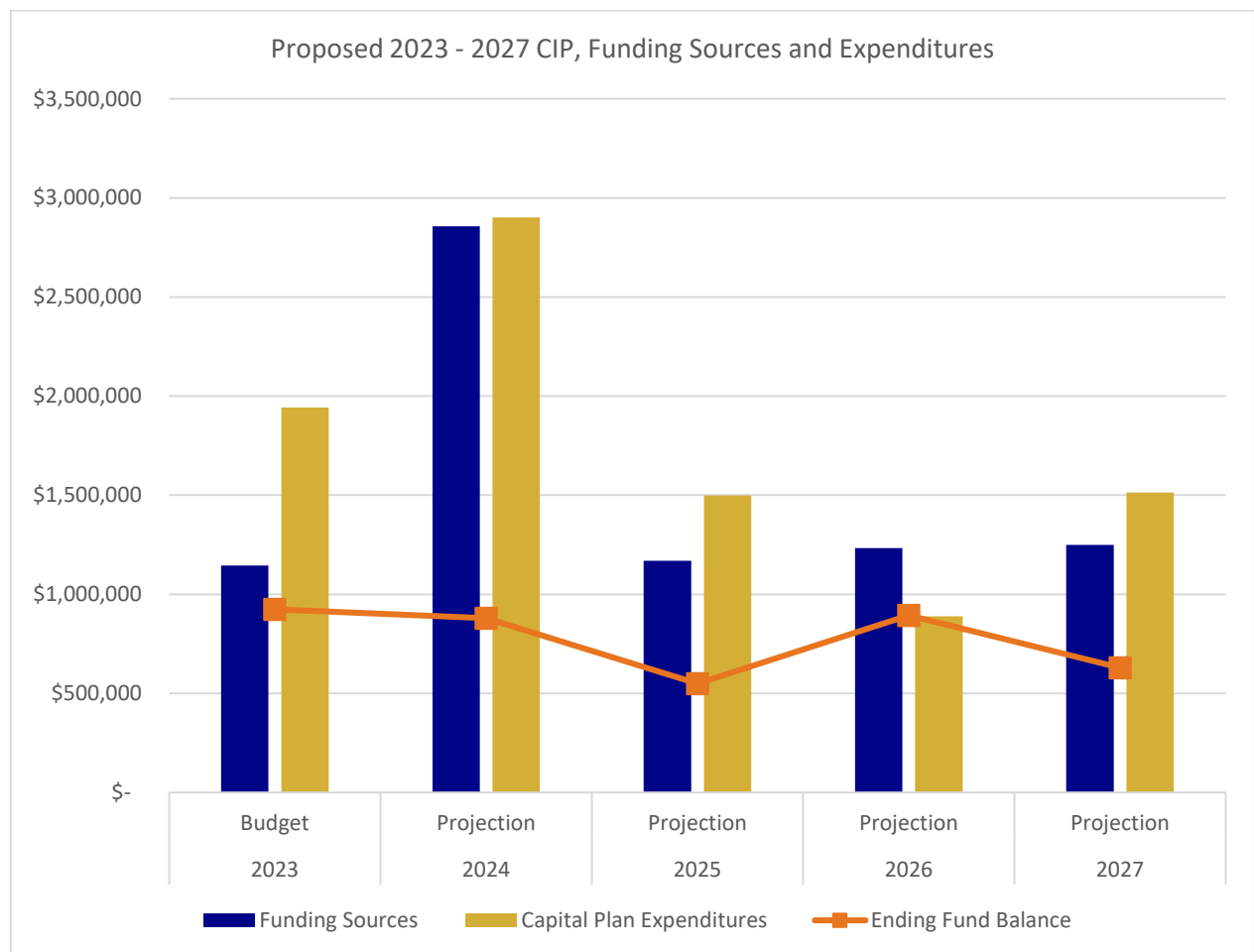
Financial Summary

Due to the planned level of expenditures, the City will use approximately \$798,000 of fund balance in 2023. The fund is in compliance with fund balance requirements and remains so through 2024, with a slight deficit in 2025 when City starts the repayment of the interfund loan from the Community Investment Fund to purchase the aerial fire truck. The returns to compliance in 2026 and years thereafter.

The significant decrease in fund balance may be primarily attributed to the planned replacement of the Aerial Platform Apparatus (i.e., ladder truck) in 2024 (Project No. 410-21-24901). Given the financial stress placed on the fund by these major equipment replacements, the Proposed 2023-2027 CIP increased the reallocation by \$375,000 (or \$75,000 annually) of municipal liquor proceeds, over the five-year period, from the Parks Capital Projects Fund to the Equipment Capital Projects Fund. Additionally, \$425,000 (or \$85,000 annually) in LGA is shifted to the Equipment Capital Projects Fund, from the Parks Capital Project Fund, to support capital equipment needs. Even with these changes, the fund is scheduled to borrow \$1,700,000 in 2024 from the Community Investment Fund in order to purchase the ladder truck.

Additionally, the City Manager, following a review by the Council, authorized the use of long-term leases in lieu of acquisition for certain vehicles, most notably for the Public Works and Community Development Departments. By leasing certain vehicles, the City may reduce the overall cost of ownership by acquiring then selling vehicles sooner to realize higher resale or trade-in values. Similar to the estimate from previous year, the City anticipates about \$705,000 in additional revenue from the earlier disposal of vehicles. The program also provides the City will a safer, more full-efficient fleet requiring less repair, which better protects staff and reduces operating costs.

Budget Reallocation. Based on current expenditure activity, the Proposed 2023–2027 CIP assumes \$948,000 “carry-over” budget authority from 2022 in the Equipment Capital Projects Fund.



EQUIPMENT CAPITAL PROJECTS FUND
2023 Capital Investment Program Budget and 2024 through 2027 Plan
Funding Sources and Expenditure Projections

Fund No. 410	2023	2024	2025	2026	2027	Total
Funding Sources	Budget	Projection	Projection	Projection	Projection	Projection
Local Government Aid	\$ 765,000	\$ 765,000	\$ 765,000	\$ 815,000	\$ 815,000	\$ 3,925,000
Liquor Store Proceeds (Transfer)	250,000	250,000	250,000	250,000	250,000	1,250,000
Interest on Investments	15,000	15,000	15,000	15,000	15,000	75,000
Interfund loan	-	1,700,000	-	-	-	1,700,000
Auction Proceeds	115,000	127,000	140,000	154,000	169,000	705,000
Total Funding Sources	\$ 1,145,000	\$ 2,857,000	\$ 1,170,000	\$ 1,234,000	\$ 1,249,000	\$ 7,655,000
Capital Plan Expenditures	\$ 1,943,000	\$ 2,902,000	\$ 1,153,000	\$ 543,000	\$ 1,166,000	\$ 7,707,000
Interfund Loan Principal + Interest	-	-	346,800	346,800	346,800	1,040,400
Total Expenditures	\$ 1,943,000	\$ 2,902,000	\$ 1,499,800	\$ 889,800	\$ 1,512,800	\$ 8,747,400
Surplus (deficiency) of funding sources over (under) expenditures	\$ (798,000)	\$ (45,000)	\$ (329,800)	\$ 344,200	\$ (263,800)	(1,092,400)
<i>Estimated Beginning Fund Balance</i>	<i>774,220</i>	<i>924,220</i>	<i>879,220</i>	<i>549,420</i>	<i>893,620</i>	<i>4,020,700</i>
Projects Carried Forward from Prior Years	948,000					948,000
Estimated Ending Fund Balance	\$ 924,220	\$ 879,220	\$ 549,420	\$ 893,620	\$ 629,820	3,876,300
Fund Balance Requirement (35% of Average)	\$ 612,318	\$ 612,318	\$ 612,318	\$ 612,318	\$ 612,318	3,061,590
Difference (\$)	311,902	266,902	(62,898)	281,302	17,502	814,710

City of Fridley, Minnesota
Capital Investment Program

2023 thru 2027

PROJECTS & FUNDING SOURCES BY DEPARTMENT

Department	Project #	2023	2024	2025	2026	2027	Total
Equipment Capital Project							
City Council Chamber Upgrades (New)	225-12-23700	38,000	43,000				81,000
Assessing Division Vehicle Replacement (Lease)	410-13-23210	6,000	12,000	12,000	12,000	12,000	54,000
Fire Engine/Heavy Rescue Replacement	410-21-22901	735,000					735,000
Police Division Vehicle Replacement	410-21-23100	75,000	75,000	75,000	75,000	75,000	375,000
Public Safety Mobile Camera Systems	410-21-23102	90,000					90,000
Public Safety Communication Equipment Replacement	410-21-23105	36,000					36,000
Police Division Vehicle Replacement (Lease)	410-21-23110	98,000	111,000	111,000	111,000	111,000	542,000
Police Division Leased Vehicle Outfitting	410-21-23120	62,000	62,000	59,000	59,000	60,000	302,000
Firearm and Taser Replacement	410-21-24101		125,000				125,000
Fire Rescue Truck Replacement	410-21-24900		110,000				110,000
Aerial Platform Apparatus Replacement	410-21-24901		1,700,000				1,700,000
Engineering Division Vehicle Replacements (Lease)	410-31-23410	17,000	31,000	49,000	41,000	36,000	174,000
Engineering Division Pick-Up Truck Outfitting	410-31-23420	4,000	4,000	4,000	4,000	4,000	20,000
Lawn and Field Care Equipment Replacement	410-31-23603	38,000	12,000	24,000	35,000	35,000	144,000
Parks Pick-Up Truck Replacement (Lease)	410-31-23610	29,000	41,000	55,000	68,000	68,000	261,000
Parks Division Pick-Up Truck Outfitting	410-31-23620	1,000	10,000	10,000	10,000	12,000	43,000
One-Ton Dump Truck Replacement	410-31-23800	85,000					85,000
Dump Truck and Equipment Replacement	410-31-23801	530,000				300,000	830,000
Civic Campus Sweeper	410-31-23802	65,000					65,000
Streets Pick-Up Truck (Lease)	410-31-23810	26,000	43,000	79,000	78,000	78,000	304,000
Street Maintenance Division Truck Outfitting	410-31-23820	16,000	15,000	8,000	8,000	8,000	55,000
One-Ton Dump Truck Replacement	410-31-24600		160,000				160,000
Wheeled Loader Replacement	410-31-24801		310,000			325,000	635,000
Forklift Replacement	410-31-24900		45,000				45,000
Robotic Total Station	410-31-25400			40,000			40,000
Aerial Boom Truck Replacement	410-31-25800			225,000			225,000
Asphalt Paver and Trailer Replacement	410-31-25801			360,000			360,000
SNC and Recreation Program and Event Van Lease	410-41-23100	6,000	6,000	6,000	6,000	6,000	30,000
Planning Division Vehicle Replacement (Lease)	410-51-23210	12,000	12,000	12,000	12,000	12,000	60,000
Rental Ins. Division Vehicle Replacement (Lease)	410-51-23410	12,000	12,000	12,000	12,000	12,000	60,000
Building Ins. Division Vehicle Replacement (Lease)	410-51-24110		6,000	12,000	12,000	12,000	42,000
Equipment Capital Project Total		1,981,000	2,945,000	1,153,000	543,000	1,166,000	7,788,000
<i>Auction Proceeds</i>		115,000	127,000	140,000	142,000	169,000	693,000
<i>Cable TV Fund Reserves</i>		38,000	43,000				81,000
<i>Capital Equip. Fund Reserves</i>		763,000	80,000			27,000	870,000
<i>Interfund Loan Proceeds</i>			1,700,000				1,700,000
<i>Local Government Aid</i>		815,000	815,000	763,000	257,000	710,000	3,360,000
<i>Transfer In</i>		250,000	180,000	250,000	144,000	250,000	1,074,000
Equipment Capital Project Total		1,981,000	2,945,000	1,153,000	543,000	1,156,000	7,778,000
Grand Total		1,981,000	2,945,000	1,153,000	543,000	1,166,000	7,788,000

Capital Investment Program

2023 *thru* 2027

City of Fridley, Minnesota

Department Equipment Capital Project

Contact City Manager

Type Equipment

Useful Life 10 years

Category City Manager - General

Project #	225-12-23700
Project Name	City Council Chamber Upgrades (New)

Account No.: 225-1270-621150

Description

This project provides for various upgrades for the City Council Chambers, including:
 -2023, monitor and camera upgrades; and
 -2024, camera and switcher upgrades.

Justification

The various upgrades will improve and maintain the ability of the City to broadcast high quality content at City Council and Advisory Commission meetings as well as other events in the City Council Chambers.

Expenditures	2023	2024	2025	2026	2027	Total
Equip./Vehicles/Furnishings	38,000	43,000				81,000
Total	38,000	43,000				81,000

Funding Sources	2023	2024	2025	2026	2027	Total
Cable TV Fund Reserves	38,000	43,000				81,000
Total	38,000	43,000				81,000



Capital Investment Program

2023 *thru* 2027

City of Fridley, Minnesota

Department Equipment Capital Project

Contact Public Works Director

Type Equipment

Useful Life 5 years

Category Finance - Assessing

Project #	410-13-23210
Project Name	Assessing Division Vehicle Replacement (Lease)

Account No.: 410-1320-703100

Description

This project will provide for the replacement of one vehicle used by the City Assessor's office in 2023 and additional vehicle being added in 2024. These vehicles will be leased through Enterprise Fleet Services.

Justification

Timely vehicle replacement allows the City to minimize annualized capital and operations costs, and provides high levels of service and safety to users of vehicles identified.

Expenditures	2023	2024	2025	2026	2027	Total
Equip./Vehicles/Furnishings	6,000	12,000	12,000	12,000	12,000	54,000
Total	6,000	12,000	12,000	12,000	12,000	54,000

Funding Sources	2023	2024	2025	2026	2027	Total
Auction Proceeds		1,500				1,500
Transfer In	6,000	10,500	12,000	12,000	12,000	52,500
Total	6,000	12,000	12,000	12,000	12,000	54,000

Capital Investment Program

2023 *thru* 2027

City of Fridley, Minnesota

Department Equipment Capital Project

Contact Public Safety Director

Type Equipment

Useful Life 20 years

Category Public Safety - Fire

Project #	410-21-22901
Project Name	Fire Engine/Heavy Rescue Replacement

Account No.: 410-2190-703100

Description

A replacement fire engine will be manufactured by a company that specializes in building combination fire engine/rescue trucks. As part of the truck purchase, the City will also include a certain amount of firefighting equipment as part of the replacement. The budgeted amount includes the purchase of hydraulic extrication equipment.

\$680,000 has been carried forward from 2023 to complete this project.

Justification

Engine No. 1 is the oldest of three engines that service the City. It was purchased in 2001 and refurbished in 2014. The truck served as the first out engine for most of its life, resulting in high mileage. Engine No. 1 is located at Station No. 1 and serves as the City's only fire engine/heavy rescue carrying specialized equipment for vehicle stabilization and extrication. The Engine will be more than 20 years old, which exceeds the Fire Diviions's vehicle replacement plan.

The three fire engines contribute to the City's overall ability to provide fire protection and are necessary to maintain the City's Insurance Service Organization (ISO) Rating.

Expenditures	2023	2024	2025	2026	2027	Total
Equip./Vehicles/Furnishings	735,000					735,000
Total	735,000					735,000

Funding Sources	2023	2024	2025	2026	2027	Total
Capital Equip. Fund Reserves	585,000					585,000
Local Government Aid	150,000					150,000
Total	735,000					735,000



Capital Investment Program

2023 *thru* 2027

City of Fridley, Minnesota

Department Equipment Capital Project

Contact Public Works Director

Type Vehicles

Useful Life 10 years

Category Public Safety - Police

Project #	410-21-23100
Project Name	Police Division Vehicle Replacement

Account No.: 410-2110-703100

Description

Fourteen police vehicles that are not assigned to 24/7 patrol use will be replaced on an 8-year cycle. This includes vehicles assigned to Detectives, Crime Prevention, Administration, and K9 handlers. Each year, either two Admin/Detective/Crime Prevention vehicles will be replaced or one marked police K9 vehicle will be replaced. These vehicles will be replaced every 8 years, or as needed based upon damage, mechanical needs, or the needs of the department.

Justification

The Police Division maintains a fleet of patrol vehicles and support vehicles. The patrol vehicles, which endure heavy use and therefore have a shorter useful life, are now being leased in a separate project and returned at the end of the lease. Since used squad cars are no longer available for use in a secondary role as Admin/Detective/Crime Prevention vehicles, this separate project allows for the purchase of new vehicles that will be kept longer and will have lower overall maintenance.

Expenditures	2023	2024	2025	2026	2027	Total
Equip./Vehicles/Furnishings	75,000	75,000	75,000	75,000	75,000	375,000
Total	75,000	75,000	75,000	75,000	75,000	375,000

Funding Sources	2023	2024	2025	2026	2027	Total
Auction Proceeds	6,000	6,000	6,000	6,000	6,000	30,000
Local Government Aid	69,000	69,000	69,000	69,000	69,000	345,000
Total	75,000	75,000	75,000	75,000	75,000	375,000

Capital Investment Program

2023 *thru* 2027

City of Fridley, Minnesota

Department Equipment Capital Project

Contact Public Safety Director

Type Equipment

Useful Life 15 years

Category Public Safety - Police

Project #	410-21-23102
Project Name	Public Safety Mobile Camera Systems

Account No.: 410-2110-703100

Description

Two trailers are needed that will be equipped with mast mounted scene lighting and high-resolution camera that can transmit real-time video to emergency responders. These trailers can be deployed to emergency scenes, large public events and locations within the City that may be targeted by criminals. Some examples would be construction sites, retail stores, hotels, apartment complexes, schools, places of worship, critical infrastructure, parks and more.

Justification

The presence of a camera trailer provides a visible deterrent to criminal activity. When a crime does occur, the cameras are able to capture valuable video evidence. The video feed can be streamed directly to law enforcement personnel at the Civic Campus, an emergency operation center, or a command post. Fridley Public Safety has borrowed similar trailers from New Brighton Public Safety and Metro Transit Police and they were found to be extremely valuable.

Expenditures	2023	2024	2025	2026	2027	Total
Equip./Vehicles/Furnishings	90,000					90,000
Total	90,000					90,000

Funding Sources	2023	2024	2025	2026	2027	Total
Auction Proceeds	32,000					32,000
Local Government Aid	58,000					58,000
Total	90,000					90,000

Capital Investment Program

2023 *thru* 2027

City of Fridley, Minnesota

Department Equipment Capital Project

Contact Public Safety Director

Type Improvement

Useful Life 10 years

Category Public Safety - Police

Project #	410-21-23105
Project Name	Public Safety Communication Equipment Replacement

Account No.: 410-2110-621150

Description

The Public Safety needs additional communication devices (e.g., police and fire portable radios, fire pagers, police vehicle radios) to update our aging current devices that are no longer serviceable, including:
 -Emergency Operations Center (EOC), radio consolette;
 -Fire, 10 800mhz pagers, 13 800mhz portable radios, five additional batteries and bank charger; and
 -Police, five portable radios, five mobile radios,one dual radio and five batteries

Justification

The Fire Division currently needs additional portable radios and pages to reach full strength. The Police Division added staff, which caused a shortage of assigned radios. The six mobile radios being replaced are approximately 16 years old. The consolette system in the EOC would also needs to be updated. That system is also more than 16 years old and was brought here from the old building. This would be replacing both police and fire consolette systems, roof penetrations for both antennas and labor.
 \$6,000 was carried forward from 2022 to 2023.

Expenditures	2023	2024	2025	2026	2027	Total
Equip./Vehicles/Furnishings	36,000					36,000
Total	36,000					36,000

Funding Sources	2023	2024	2025	2026	2027	Total
Local Government Aid	36,000					36,000
Total	36,000					36,000

Capital Investment Program

2023 *thru* 2027

City of Fridley, Minnesota

Department Equipment Capital Project

Contact Public Safety Director

Type Vehicles

Useful Life 12 years

Category Public Safety - Police

Project #	410-21-23110
Project Name	Police Division Vehicle Replacement (Lease)

Account No.: 410-2110-703100

Description

This project will provide funds for the Public Safety Department to replace four (4) Police Division vehicles. These vehicles will be leased through Enterprise Fleet Services.

Justification

A well maintained and functioning emergency vehicle fleet is essential to public safety and the security of the City. Regular replacement of the police primary emergency vehicle fleet is essential for the safety of police staff, citizens and the motoring public.

Expenditures	2023	2024	2025	2026	2027	Total
Equip./Vehicles/Furnishings	98,000	111,000	111,000	111,000	111,000	542,000
Total	98,000	111,000	111,000	111,000	111,000	542,000

Funding Sources	2023	2024	2025	2026	2027	Total
Auction Proceeds					30,000	30,000
Local Government Aid	98,000	111,000	111,000	111,000	81,000	512,000
Total	98,000	111,000	111,000	111,000	111,000	542,000

Capital Investment Program

2023 *thru* 2027

City of Fridley, Minnesota

Department Equipment Capital Project

Contact Public Safety Director

Type Vehicles

Useful Life 12 years

Category Public Safety - Police

Project #	410-21-23120
Project Name	Police Division Leased Vehicle Outfitting

Account No.: 410-2110-703100

Description

This project will provide funds for the Public Safety Department to outfit leased Police Division vehicles. This equipment will be leased through Enterprise Fleet Services under a combined vehicle lease. Equipment purchased under this project is planned to be used over multiple lease cycles or sold separately as surplus equipment at the expiration of the lease term.

Justification

A well maintained and functioning emergency vehicle fleet is essential to public safety and the security of the City. Regular replacement of the police primary emergency vehicle fleet is essential for the safety of police staff, citizens and the motoring public.

Expenditures	2023	2024	2025	2026	2027	Total
Equip./Vehicles/Furnishings	62,000	62,000	59,000	59,000	60,000	302,000
Total	62,000	62,000	59,000	59,000	60,000	302,000

Funding Sources	2023	2024	2025	2026	2027	Total
Local Government Aid	62,000	62,000	59,000	59,000	60,000	302,000
Total	62,000	62,000	59,000	59,000	60,000	302,000

Capital Investment Program

2023 *thru* 2027

City of Fridley, Minnesota

Department Equipment Capital Project

Contact Public Safety Director

Type Equipment

Useful Life 5 years

Category Public Safety - Police

Project #	410-21-24101
Project Name	Firearm and Taser Replacement

Account No.: 410-2110-621150

Description

This project provides funding for the replacement of certain Police Division equipment, including:
2024 - 45 handguns, 30 patrol rifles with optics, and two scoped rifles, which were last purchased between 2006 and 2017.

Justification

Firearms and tasers are valuable tools to keep our officers and citizens safe. It is imperative that each officer have dependable and effective firearms and tasers. The taser has proven to be an effective tool for reducing injuries to officers and suspects by eliminating the frequency officers engage in hard-hand use of force techniques. Handguns are carried by sworn officers at all times while on duty and they are expected to perform annual firearms qualifications and monthly training courses of fire. The patrol rifles that are deployed to each police vehicle and the firearms range will be 10 to 18 years old in 2024.

Expenditures	2023	2024	2025	2026	2027	Total
Equip./Vehicles/Furnishings		125,000				125,000
Total		125,000				125,000

Funding Sources	2023	2024	2025	2026	2027	Total
Local Government Aid		125,000				125,000
Total		125,000				125,000

Capital Investment Program

2023 *thru* 2027

City of Fridley, Minnesota

Department Equipment Capital Project

Contact Public Safety Director

Type Vehicles

Useful Life 10 years

Category Public Safety - Fire

Project #	410-21-24900
Project Name	Fire Rescue Truck Replacement

Account No.: 410-2190-703100

Description

This item provides for the scheduled replacement of three Fire Department Rescue trucks. -2024, two rescue trucks.

Justification

In 2024, two rescue vehicles that were originally purchased in 2014 will be replaced. The first rescue vehicle is used to transport command staff to an emergency scene and doubles as a Rescue vehicle. The second rescue vehicle is used to transport inspection staff. It also doubles as a rescue vehicle for paid on call fire fighters in the off hours. Both vehicles will have exceeded the anticipated service life of eight years.

Expenditures	2023	2024	2025	2026	2027	Total
Equip./Vehicles/Furnishings		110,000				110,000
Total		110,000				110,000

Funding Sources	2023	2024	2025	2026	2027	Total
Auction Proceeds		12,000				12,000
Local Government Aid		83,000				83,000
Transfer In		15,000				15,000
Total		110,000				110,000



Capital Investment Program
City of Fridley, Minnesota

2023 *thru* 2027

Department Equipment Capital Project
Contact Public Safety Director
Type Equipment
Useful Life 20 years
Category Public Safety - Fire

Project # 410-21-24901
Project Name Aerial Platform Apparatus Replacement

Account No.: 410-2190-703100

Description
 This project supports the cost of replacing the Aerial Platform Apparatus. In addition to the vehicle itself, this project includes replacement cost of some equipment carried on the large truck, which may not be included in the vehicle purchase (e.g., hoses, hand tools, ropes).

Justification
 This will allow the City to maintain response using the current compliment of apparatus and equipment. The "ladder" truck allows firefighters more ability to safely operate at extension, perform rescues of victims from an elevation, access rooftops and perform swiftwater and/or high-angle rescues.

Expenditures	2023	2024	2025	2026	2027	Total
Equip./Vehicles/Furnishings		1,700,000				1,700,000
Total		1,700,000				1,700,000

Funding Sources	2023	2024	2025	2026	2027	Total
Interfund Loan Proceeds		1,700,000				1,700,000
Total		1,700,000				1,700,000



Capital Investment Program
City of Fridley, Minnesota

2023 *thru* 2027

Department Equipment Capital Project

Contact Public Works Director

Type Vehicles

Useful Life 3 years

Category PW - Engineering

Project # 410-31-23410
Project Name Engineering Division Vehicle Replacements (Lease)

Account No.: 410-3140-703100

Description

This project will provide for replacement of vehicles used in the Engineering Division through the City's vehicle lease program. These vehicles will be leased through Enterprise Fleet Services. The Public Works Engineering Division will initiate 9 short-term leases through 2027.

Justification

Timely vehicle replacement allows the City to minimize annualized capital and operations costs, and provides high levels of service and safety to users of vehicles identified.

Expenditures	2023	2024	2025	2026	2027	Total
Equip./Vehicles/Furnishings	17,000	31,000	49,000	41,000	36,000	174,000
Total	17,000	31,000	49,000	41,000	36,000	174,000

Funding Sources	2023	2024	2025	2026	2027	Total
Auction Proceeds	5,000	16,000	32,000	23,000	1,000	77,000
Local Government Aid	12,000	15,000	17,000	18,000	35,000	97,000
Total	17,000	31,000	49,000	41,000	36,000	174,000



Capital Investment Program

2023 *thru* 2027

City of Fridley, Minnesota

Department Equipment Capital Project

Contact Public Works Director

Type Vehicles

Useful Life 6 years

Category PW - Engineering

Project #	410-31-23420
Project Name	Engineering Division Pick-Up Truck Outfitting

Account No.: 410-3140-703100

Description

This project supports the outfitting of leased pick-up trucks in the Public Works Engineering Division. These vehicles will be leased through Enterprise Fleet Services. This equipment will be leased through Enterprise Fleet Services under a lease for the base vehicle. Equipment purchased under this project is planned to be used over multiple lease cycles or sold separately as surplus equipment at the expiration of the lease term.

Justification

These vehicles are used as transportation for Engineering Maintenance Division staff year-round, and may be used to support other City operations and projects. Timely vehicle replacement allows the City to minimize annualized capital and operations costs, and provides high levels of service and safety to users of vehicles identified.

Expenditures	2023	2024	2025	2026	2027	Total
Equip./Vehicles/Furnishings	4,000	4,000	4,000	4,000	4,000	20,000
Total	4,000	4,000	4,000	4,000	4,000	20,000

Funding Sources	2023	2024	2025	2026	2027	Total
Auction Proceeds	4,000	4,000	4,000	4,000	4,000	20,000
Total	4,000	4,000	4,000	4,000	4,000	20,000

Capital Investment Program

2023 *thru* 2027

City of Fridley, Minnesota

Department Equipment Capital Project

Contact Public Works Director

Type Equipment

Useful Life 5 years

Category PW - Parks

Project # 410-31-23603

Project Name Lawn and Field Care Equipment Replacement

Account No.: 410-3160-703100

Description

This project supports the replacement of lawn and field care equipment on an annual basis. At present, the City plans to replace the following:
 -2023, front-mount tractor/mower; and mower trailer (unit 523);
 -2024, 2018 zero-turn mower (unit 508);
 -2025, 2019 zero-turn mower (unit 536); and 2020 zero-turn mower (unit 530).
 -2026, 2021 zero-turn lawn mower (new unit 534)
 -2027, 2021 zero-turn lawn mower (new unit 532)
 \$8,000 is carried forward from the 2022 budget.

Justification

These are mowers and trailers used by the Parks Maintenance Division to cut grass in City Parks and rights-of-way. These are used full-time from May through October. This equipment will allow the City to maintain its level of service in turf maintenance.

Expenditures	2023	2024	2025	2026	2027	Total
Equip./Vehicles/Furnishings	38,000	12,000	24,000	35,000	35,000	144,000
Total	38,000	12,000	24,000	35,000	35,000	144,000

Funding Sources	2023	2024	2025	2026	2027	Total
Local Government Aid	38,000				35,000	73,000
Transfer In		12,000	24,000	35,000		71,000
Total	38,000	12,000	24,000	35,000	35,000	144,000



Capital Investment Program

2023 *thru* 2027

City of Fridley, Minnesota

Department Equipment Capital Project

Contact Public Works Director

Type Vehicles

Useful Life 3 years

Category PW - Parks

Project #	410-31-23610
Project Name	Parks Pick-Up Truck Replacement (Lease)

Account No.: 410-3160-703100

Description

This project supports the replacement of pick-up trucks and associated equipment on an annual basis. These vehicles will be leased through Enterprise Fleet Services. The Public Works Park Maintenance Division will initiate 13 short term leases through 2027.

Justification

These vehicles are used as transportation for Parks Maintenance Division staff year-round, and may be used to support other City operations and projects. Timely vehicle replacement allows the City to minimize annualized capital and operations costs, and provides high levels of service and safety to users of vehicles identified.

Expenditures	2023	2024	2025	2026	2027	Total
Equip./Vehicles/Furnishings	29,000	41,000	55,000	68,000	68,000	261,000
Total	29,000	41,000	55,000	68,000	68,000	261,000

Funding Sources	2023	2024	2025	2026	2027	Total
Auction Proceeds		12,000	20,000	30,000	50,000	112,000
Transfer In	29,000	29,000	35,000	38,000	18,000	149,000
Total	29,000	41,000	55,000	68,000	68,000	261,000



Capital Investment Program

2023 *thru* 2027

City of Fridley, Minnesota

Department Equipment Capital Project

Contact Public Works Director

Type Vehicles

Useful Life 6 years

Category PW - Parks

Project #	410-31-23620
Project Name	Parks Division Pick-Up Truck Outfitting

Account No.: 410-3160-703100

Description

This project supports the outfitting of leased pick-up trucks in the Public Works Parks Maintenance Division. These vehicles will be leased through Enterprise Fleet Services. This equipment will be leased through Enterprise Fleet Services under a lease for the base vehicle. Equipment purchased under this project is planned to be used over multiple lease cycles or sold separately as surplus equipment at the expiration of the lease term.

Justification

These vehicles are used as transportation for Parks Maintenance Division staff year-round, and may be used to support other City operations and projects. Timely vehicle replacement allows the City to minimize annualized capital and operations costs, and provides high levels of service and safety to users of vehicles identified.

Expenditures	2023	2024	2025	2026	2027	Total
Equip./Vehicles/Furnishings	1,000	10,000	10,000	10,000	12,000	43,000
Total	1,000	10,000	10,000	10,000	12,000	43,000

Funding Sources	2023	2024	2025	2026	2027	Total
Auction Proceeds	1,000	10,000	10,000	10,000	12,000	43,000
Total	1,000	10,000	10,000	10,000	12,000	43,000

Capital Investment Program

2023 *thru* 2027

City of Fridley, Minnesota

Department Equipment Capital Project

Contact Public Works Director

Type Vehicles

Useful Life 15 years

Category PW - Streets

Project #	410-31-23800
Project Name	One-Ton Dump Truck Replacement

Account No.: 410-3180-703100

Description

This project supports the replacement of one-ton dump trucks and associated equipment on an annual basis. At present, the City plans to replace the following:

-2023, 2013 Ford Super Duty one-ton dump truck with a plow and sander (No. 725).

Note, this project was originally budgeted in 2024.

Justification

This one-ton dump truck is used year round for the Street Department for plowing snow in the winter and hauling material in the summer. They may be used to support other City operations and projects.

Expenditures	2023	2024	2025	2026	2027	Total
Equip./Vehicles/Furnishings	85,000					85,000
Total	85,000					85,000

Funding Sources	2023	2024	2025	2026	2027	Total
Capital Equip. Fund Reserves	65,000					65,000
Local Government Aid	20,000					20,000
Total	85,000					85,000



Capital Investment Program

2023 *thru* 2027

City of Fridley, Minnesota

Department Equipment Capital Project

Contact Public Works Director

Type Vehicles

Useful Life 15 years

Category PW - Streets

Project #	410-31-23801
Project Name	Dump Truck and Equipment Replacement

Account No.: 410-3180-703100

Description

This project supports the replacement of dump trucks and associated equipment on an annual basis. At present, the City plans to replace the following:

- 2023, 2012 International Dump Truck (No. 778)
- 2023, 2005 International Dump Truck (No. 769) - This unit was carried forward from 2022
- 2027, 2009 International Dump Truck (No. 736)

Justification

These dump trucks are apart of a fleet of six large trucks, which are used year-round by the Street Maintenance Division for plowing in the winter and hauling materials in the summer. This equipment will allow the Public Works Department to maintain its current level of service. They may also be used to support other City operations and projects.

Expenditures	2023	2024	2025	2026	2027	Total
Equip./Vehicles/Furnishings	530,000				300,000	830,000
Total	530,000				300,000	830,000

Funding Sources	2023	2024	2025	2026	2027	Total
Auction Proceeds	57,000					57,000
Capital Equip. Fund Reserves	48,000				27,000	75,000
Local Government Aid	272,000				105,000	377,000
Transfer In	153,000				158,000	311,000
Total	530,000				290,000	820,000



Capital Investment Program

2023 *thru* 2027

City of Fridley, Minnesota

Department Equipment Capital Project

Contact Public Works Director

Type Equipment

Useful Life 20 years

Category PW - Fleet Services

Project #	410-31-23802
Project Name	Civic Campus Sweeper

Account No.: 410-3180-703100

Description

This project will provide an enclosed-cab sweeper for uses at the Civic Campus. The enclosed cab is necessary to provide operator air safety when sweeping accumulated chlorides (salt) and animal waste, such as goose waste.

Justification

The new sweeper will compliment our existing campus equipment enabling routine sweeping of parking areas for excess sediment and salt, and animal waste that may be encountered during migratory bird seasons.

Expenditures	2023	2024	2025	2026	2027	Total
Equip./Vehicles/Furnishings	65,000					65,000
Total	65,000					65,000

Funding Sources	2023	2024	2025	2026	2027	Total
Capital Equip. Fund Reserves	65,000					65,000
Total	65,000					65,000

Capital Investment Program

2023 *thru* 2027

City of Fridley, Minnesota

Department Equipment Capital Project

Contact Public Works Director

Type Vehicles

Useful Life 5 years

Category PW - Streets

Project #	410-31-23810
Project Name	Streets Pick-Up Truck (Lease)

Account No.: 410-3180-703100

Description

This project supports the replacement of pick-up trucks used in the Street Division through the City's vehicle lease program. These vehicles will be leased through Enterprise Fleet Services. The Public Works Street Maintenance Division will initiate 15 short-term leases through 2027.

Justification

These pick-ups are used year round, snowplowing in the winter and hauling equipment in the summer, and may be used to support other City operations and projects. Timely vehicle replacement allows the City to minimize annualized capital and operations costs, and provides high levels of service and safety to users of vehicles identified.

Expenditures	2023	2024	2025	2026	2027	Total
Equip./Vehicles/Furnishings	26,000	43,000	79,000	78,000	78,000	304,000
Total	26,000	43,000	79,000	78,000	78,000	304,000

Funding Sources	2023	2024	2025	2026	2027	Total
Auction Proceeds		4,500		37,000	34,000	75,500
Local Government Aid			73,500			73,500
Transfer In	26,000	38,500	5,500	41,000	44,000	155,000
Total	26,000	43,000	79,000	78,000	78,000	304,000



Capital Investment Program

2023 *thru* 2027

City of Fridley, Minnesota

Department Equipment Capital Project

Contact Public Works Director

Type Vehicles

Useful Life 6 years

Category PW - Streets

Project #	410-31-23820
Project Name	Street Maintenance Division Truck Outfitting

Account No.: 410-3180-703100

Description

This project supports the outfitting of leased pick-up trucks in the Public Works Street Maintenance Division. These vehicles will be leased through Enterprise Fleet Services. This equipment will be leased through Enterprise Fleet Services under a lease for the base vehicle. Equipment purchased under this project is planned to be used over multiple lease cycles or sold separately as surplus equipment at the expiration of the lease term.

Justification

These vehicles are used as transportation for Street Maintenance Division staff year-round, and may be used to support other City operations and projects. Timely vehicle replacement allows the City to minimize annualized capital and operations costs, and provides high levels of service and safety to users of vehicles identified

Expenditures	2023	2024	2025	2026	2027	Total
Equip./Vehicles/Furnishings	16,000	15,000	8,000	8,000	8,000	55,000
Total	16,000	15,000	8,000	8,000	8,000	55,000

Funding Sources	2023	2024	2025	2026	2027	Total
Auction Proceeds	8,000	15,000	8,000	8,000	8,000	47,000
Transfer In	8,000					8,000
Total	16,000	15,000	8,000	8,000	8,000	55,000

Capital Investment Program
City of Fridley, Minnesota

2023 *thru* 2027

Department Equipment Capital Project
Contact Public Works Director
Type Vehicles
Useful Life 15 years
Category PW - Parks

Project # 410-31-24600
Project Name One-Ton Dump Truck Replacement

Account No.: 410-3160-703100

Description

This project supports the replacement of one-ton dump trucks and associated equipment on an annual basis. At present, the City plans to replace the following:
 -2024, one-ton dump truck (No. 553), one-ton dump truck (No. 566).

Justification

These vehicles are used by the Parks Maintenance Division as a utility vehicle from April/May through September, and to plow cul-de-sacs and select streets. This equipment will allow the Public Works Department to continue providing its current level of service. It may also be used to support other City operations and projects.

Expenditures	2023	2024	2025	2026	2027	Total
Equip./Vehicles/Furnishings		160,000				160,000
Total		160,000				160,000

Funding Sources	2023	2024	2025	2026	2027	Total
Auction Proceeds		40,000				40,000
Local Government Aid		120,000				120,000
Total		160,000				160,000



Capital Investment Program
City of Fridley, Minnesota

2023 *thru* 2027

Department Equipment Capital Project

Contact Public Works Director

Type Vehicles

Useful Life 20 years

Category PW - Streets

Project # 410-31-24801
Project Name Wheeled Loader Replacement

Account No.: 410-3180-703100

Description

This project supports the replacement of wheeled loaders and associated equipment on an regular basis. At present, the City plans to replace the following:

-2024, 2005 Case Loader with a plow and wing (No. 744).

-2027, 2015 Caterpillar Loader (Unit 721)

Justification

This heavy equipment is one of three loaders used year-round by the Street Maintenance Division for plowing in the winter, and moving construction and fill materials year-round. It may also be used to support other City operations and projects.

Expenditures	2023	2024	2025	2026	2027	Total
Equip./Vehicles/Furnishings		310,000			325,000	635,000
Total		310,000			325,000	635,000

Funding Sources	2023	2024	2025	2026	2027	Total
Capital Equip. Fund Reserves		80,000				80,000
Local Government Aid		230,000			325,000	555,000
Total		310,000			325,000	635,000



Capital Investment Program
City of Fridley, Minnesota

2023 *thru* 2027

Department Equipment Capital Project
Contact Public Works Director
Type Vehicles
Useful Life 15 years
Category PW - Facilities Mgmt

Project # 410-31-24900
Project Name Forklift Replacement

Account No.: 410-3190-703100

Description

This project will support the acquisition of a new forklift for loading and unloading in the compact spaces of the new Public Works facility. The City intends to purchase an electric forklift to eliminate emissions.

Justification

The current forklift has been in service for nearly 10 years. It was originally purchased used and will be about 30 years old upon replacement. It is at the end of its useful life.

Expenditures	2023	2024	2025	2026	2027	Total
Equip./Vehicles/Furnishings		45,000				45,000
Total		45,000				45,000

Funding Sources	2023	2024	2025	2026	2027	Total
Transfer In		45,000				45,000
Total		45,000				45,000



Capital Investment Program
City of Fridley, Minnesota

2023 *thru* 2027

Department Equipment Capital Project
Contact Public Works Director
Type Equipment
Useful Life 15 years
Category PW - Engineering

Project # 410-31-25400
Project Name Robotic Total Station

Account No.: 410-3140-703100

Description

Traditionally surveying requires a crew of 2 or 3 persons to complete most jobs. Over the past decade or two, robotic total stations have been developed that allow one person to survey or layout staking for construction projects faster than could be done previously with 2 or more workers. Engineering has a GPS instrument which is adequate for lower accuracy work, but periodically requires the ability to do more precise work. We are asking for the purchase of a Robotic Total Station together with the incidentals and software necessary to perform staking and layout work when required. The alternative for even simple projects is to hire a consultant to provide this service. This project was moved from 2023 to 2025.

Justification

This project is needed to provide the basic surveying functions of the Engineering Division, and allow for staff to handle surveying needs whenever possible

Expenditures	2023	2024	2025	2026	2027	Total
Equip./Vehicles/Furnishings			40,000			40,000
Total			40,000			40,000

Funding Sources	2023	2024	2025	2026	2027	Total
Local Government Aid			40,000			40,000
Total			40,000			40,000



Capital Investment Program
City of Fridley, Minnesota

2023 *thru* 2027

Department Equipment Capital Project
Contact Public Works Director
Type Vehicles
Useful Life 15 years
Category PW - Fleet Services

Project # 410-31-25800
Project Name Aerial Boom Truck Replacement

Account No.: 410-3180-703100

Description
 This project will replace an existing large aerial boom truck (Unit No. 794, 2015 Ford Aerial F550) used mainly for traffic signal maintenance, lighting maintenance and tree maintenance.

Justification
 This vehicle is needed to replace the existing large aerial boom truck, which is deployed frequently and is scheduled for replacement in 2025.

Expenditures	2023	2024	2025	2026	2027	Total
Equip./Vehicles/Furnishings			225,000			225,000
Total			225,000			225,000

Funding Sources	2023	2024	2025	2026	2027	Total
Auction Proceeds			29,000			29,000
Local Government Aid			52,500			52,500
Transfer In			143,500			143,500
Total			225,000			225,000



Capital Investment Program
City of Fridley, Minnesota

2023 *thru* 2027

Department Equipment Capital Project
Contact Public Works Director
Type Vehicles
Useful Life 25 years
Category PW - Facilities Mgmt

Project # 410-31-25801
Project Name Asphalt Paver and Trailer Replacement

Account No.: 410-3180-703100

Description
 This project will replace an existing asphalt paver (Unit No. 751, 2006 Gilcrest Paver) and paver trailer (Unit No. 789, 2006 Quipnet 7000 GVW Paver Trailer) used for street maintenance and repair.

Justification
 This vehicle will replace the existing asphalt paver and trailer, which are used frequently, and are scheduled for replacement in 2025.

Expenditures	2023	2024	2025	2026	2027	Total
Equip./Vehicles/Furnishings			360,000			360,000
Total			360,000			360,000

Funding Sources	2023	2024	2025	2026	2027	Total
Auction Proceeds			19,000			19,000
Local Government Aid			341,000			341,000
Total			360,000			360,000



Capital Investment Program
City of Fridley, Minnesota

2023 *thru* 2027

Department Equipment Capital Project
Contact Employee Resources Director
Type Vehicles
Useful Life 5 years
Category PW - Parks

Project # 410-41-23100
Project Name SNC and Recreation Program and Event Van Lease

Account No.: 410-4100-703100

Description

Springbrook Nature Center and Fridley Parks and Recreation lead hundreds of community classes and events each year. This project is a lease for a utility-type small van with a graphic wrap that would be used to transport staff and program/event supplies and materials around the community.

Justification

Springbrook Nature Center and Fridley Parks and Recreation staff plan and facilitate hundreds of events, classes, and programs each year. These require transporting equipment, supplies and even live animals. The large volume of supplies and materials can often exceed the capacity of personal vehicles and access to a larger personal vehicle or concern about work-related mileage or damage can be a barrier to staff members.

Expenditures	2023	2024	2025	2026	2027	Total
Equip./Vehicles/Furnishings	6,000	6,000	6,000	6,000	6,000	30,000
Total	6,000	6,000	6,000	6,000	6,000	30,000

Funding Sources	2023	2024	2025	2026	2027	Total
Transfer In	6,000	6,000	6,000	6,000	6,000	30,000
Total	6,000	6,000	6,000	6,000	6,000	30,000



Capital Investment Program
City of Fridley, Minnesota

2023 *thru* 2027

Department Equipment Capital Project
Contact Public Works Director
Type Vehicles
Useful Life 5 years
Category CD - Planning

Project # 410-51-23210
Project Name Planning Division Vehicle Replacement (Lease)

Account No.: 410-5120-703100

Description

This project supports the cost to lease two vehicles through Enterprise Fleet Services for the Planning Division, including:
 -2026, Unit No. 104, replacing the 2021 Chevrolet Bolt with a similar electric vehicle (EV).

Justification

The Community Development Department uses several vehicles to support various programs. For the Planning Division, this vehicle will primarily be used to transport staff for code enforcement activities.

Expenditures	2023	2024	2025	2026	2027	Total
Equip./Vehicles/Furnishings	12,000	12,000	12,000	12,000	12,000	60,000
Total	12,000	12,000	12,000	12,000	12,000	60,000

Funding Sources	2023	2024	2025	2026	2027	Total
Auction Proceeds				12,000	12,000	24,000
Transfer In	12,000	12,000	12,000			36,000
Total	12,000	12,000	12,000	12,000	12,000	60,000



Capital Investment Program
City of Fridley, Minnesota

2023 *thru* 2027

Department Equipment Capital Project
Contact Public Works Director
Type Vehicles
Useful Life 5 years
Category CD - Rental Inspections

Project # 410-51-23410
Project Name Rental Ins. Division Vehicle Replacement (Lease)

Account No.: 410-5140-703100

Description

This project supports the cost to lease two vehicles through Enterprise Fleet Services for the Rental Inspections Division, including:
 -2023, Unit No. 110, replacing a 2014 Ford Focus with an EV; and
 -2026, Unit No. 109, replacing the 2021 Chevrolet Bolt with a similar EV.

Justification

The Community Development Department uses several vehicles to support various programs. For the Rental Inspections Division, this vehicle will be used to transport inspectors to and from their inspection appointments and other activities.

Expenditures	2023	2024	2025	2026	2027	Total
Equip./Vehicles/Furnishings	12,000	12,000	12,000	12,000	12,000	60,000
Total	12,000	12,000	12,000	12,000	12,000	60,000

Funding Sources	2023	2024	2025	2026	2027	Total
Auction Proceeds	2,000			12,000	12,000	26,000
Transfer In	10,000	12,000	12,000			34,000
Total	12,000	12,000	12,000	12,000	12,000	60,000



Capital Investment Program
City of Fridley, Minnesota

2023 *thru* 2027

Department Equipment Capital Project
Contact Public Works Director
Type Vehicles
Useful Life 5 years
Category CD - Building Inspections

Project # 410-51-24110
Project Name Building Ins. Division Vehicle Replacement (Lease)

Account No.: 410-5110-703100

Description

This project supports the cost to lease two vehicles through Enterprise Fleet Services for the Building Inspections Division, including:
 -2024, Unit No. 107, replacing a 2019 Ford Ranger with an EV; and
 -2025, Unit No. 108, replacing a 2018 Chevrolet Equinox with an EV.

Justification

The Community Development Department uses several vehicles to support various programs. For the Building Inspection Division, this vehicle will be used to transport inspectors to and from their inspection appointments and other activities.

Expenditures	2023	2024	2025	2026	2027	Total
Equip./Vehicles/Furnishings		6,000	12,000	12,000	12,000	42,000
Total		6,000	12,000	12,000	12,000	42,000

Funding Sources	2023	2024	2025	2026	2027	Total
Auction Proceeds		6,000	12,000			18,000
Transfer In				12,000	12,000	24,000
Total		6,000	12,000	12,000	12,000	42,000



This page intentionally left blank.



WATER UTILITY



Introduction and Allowable Uses

The Water Utility Fund accounts for funds accumulated for the operational and capital expenses related to the public water utility owned and operated by the City. For the purposes of the CIP, this section contains budget authority for capital projects related to the acquisition, expansion, improvement, replacement and/or major repairs of water utility facilities and systems, including: fire hydrants; pumps; water mains; water treatment facilities; water towers; wells; and their associated components.

The primary funding sources for this fund includes the CI Fund, State grants and water utility fees. Annually, the Council reviews and adopts water utility rates and charges to finance these activities.

Project Highlights

In 2023, the CIP for the Water Utility Fund appropriates \$1,455,000 of budget authority for 9 capital projects, most notably:

- \$875,000, to support the reconstruction, rehabilitation, and interconnection of the existing water distribution system in conjunction with annual street rehabilitation project(s) and other street improvements (Project No. 601-60-23406);
- \$300,000, for water treatment plan security (Project No. 601-60-23191);
- \$100,000, for storage retrofits and reconditioning (Project No. 601-60-23192).

The public utility funds and their associated CIP sections typically contain capital projects in conjunction with the street improvement planned in the Street Capital Projects Fund. Generally, the City accomplishes these expansions, improvements, or reconstruction of the water utility system in concert with these other capital project in order to reduce the additional costs and further service disruptions from a stand-alone public utility project.

Financial Summary

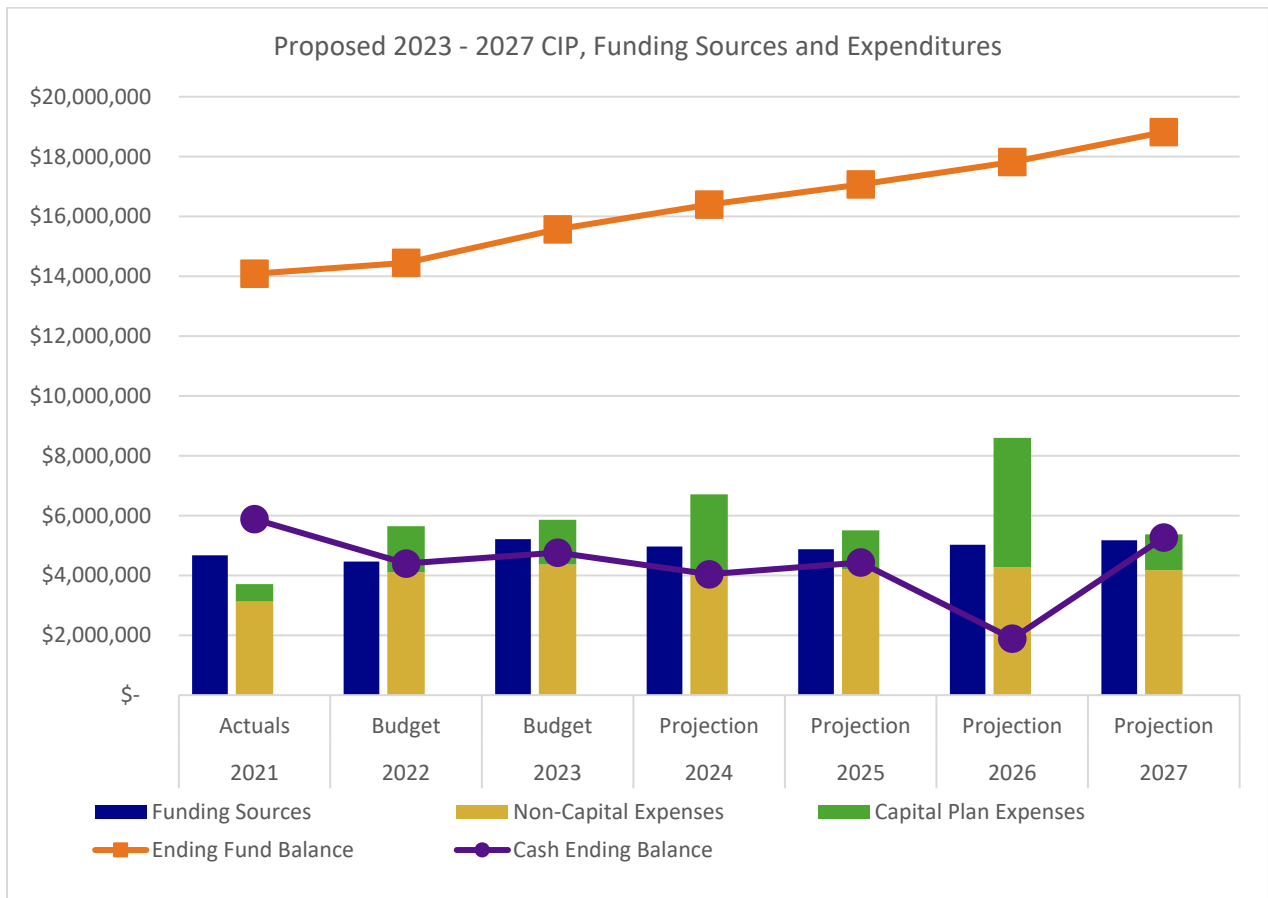
The Water Utility Fund will remain approximately \$1,910,800 above the cash balance threshold for the fund. Additionally, the Water Utility Fund will continue repayment of an interfund loan from the CI Fund for the recently completed Locke Park Water Treatment Plant Rehabilitation Project. Per the terms authorized by the Council, the fund will transfer out approximately \$422,000 to the CI Fund annually for 10 years which began in 2020. The interest income from these this interfund loan will be used to support eligible parks and recreation capital projects. !

! Additionally, the revenue projection assumes a 3% increase in water sales annually to support ordinary capital project expenses, to better maintain appropriate cash balance levels and service interfund loan payments. Figure No. 14 below outlines the planned activities and corresponding change in fund balance.

The City received \$1,520,444 in American Rescue Plan Act (ARPA) money in 2022. The Coronavirus State and Local Fiscal Recovery Funds provide eligible local governments with a substantial infusion of resources to meet pandemic response needs and rebuild a stronger, and more equitable economy as the country recovers.

- Water Treatment Plant Security Project No. 601-60-23191, \$300,000 in 2023
- Water Distribution System Reconstruction Project No 601-60-23406, \$600,000 in 2023

Budget Reallocation. Based on current expenditure activity, the Proposed 2023–2027 CIP assumes \$275,000 of “carry-over” budget authority for 2022 in the Water Utility Fund.



WATER UTILITY FUND
2023 Capital Investment Program Budget and 2024 through 2027 Plan
Funding Sources and Expenditure Projections

Fund No. 601	2023	2024	2025	2026	2027	Total
Funding Sources	Budget	Projection	Projection	Projection	Projection	Projection
Water Utility Fees	\$ 4,544,900	\$ 4,681,200	\$ 4,821,600	\$ 4,966,200	\$ 5,115,200	\$ 24,129,100
Interest on Investments	54,400	55,500	56,600	57,700	58,900	283,100
American Rescue Funds	614,500	230,000	-	-	-	844,500
Total Funding Sources	\$ 5,213,800	\$ 4,966,700	\$ 4,878,200	\$ 5,023,900	\$ 5,174,100	\$ 25,256,700
Non-Capital Expenses						
Operating Expenses	\$ 2,148,500	\$ 2,206,100	\$ 2,265,200	\$ 2,325,900	\$ 2,388,200	\$ 11,333,900
Debt Service	630,900	331,800	331,000	330,200	329,200	1,953,100
Depreciation	1,010,000	1,020,100	1,025,200	1,030,300	1,035,500	5,121,100
Interfund Loan	579,300	581,400	583,400	589,800	422,000	2,755,900
Subtotal Non-capital Expenses	\$ 4,368,700	\$ 4,139,400	\$ 4,204,800	\$ 4,276,200	\$ 4,174,900	\$ 21,164,000
Capital Plan Expenses						
Subtotal Capital Plan Expenses	\$ 1,455,000	\$ 2,385,000	\$ 1,245,000	\$ 4,260,000	\$ 1,120,000	\$ 10,465,000
Total Expenses	\$ 5,823,700	\$ 6,524,400	\$ 5,449,800	\$ 8,536,200	\$ 5,294,900	\$ 31,629,000
Surplus (deficiency) of funding sources over (under) Expenses	\$ 845,100	\$ 827,300	\$ 673,400	\$ 747,700	\$ 999,200	\$ 4,092,700
Estimated Beginning Fund Balance	14,448,801	15,293,901	16,121,201	16,794,601	17,542,301	80,200,805
Projects Carried Forward from Prior Years	275,000	-	-	-	-	-
Estimated Ending Fund Balance	\$ 15,293,901	\$ 16,121,201	\$ 16,794,601	\$ 17,542,301	\$ 18,541,501	\$ 84,293,505
Cash Balance Floor (6 months Operating/DS/Capital)	4,401,250	3,292,000	6,342,950	3,065,300	4,168,190	25,009,140
Cash Ending Balance	6,312,094	5,774,494	6,228,094	3,746,094	4,660,794	32,358,564
Difference	1,910,844	2,482,494	(114,856)	680,794	492,604	7,349,424
Funding Sources						
To Be Determined/Capital Project Contingent	\$ -	\$ 802,000	\$ 443,500	\$ -	\$ -	\$ 1,245,500
Total Funding Sources	\$ -	\$ 802,000	\$ 443,500	\$ -	\$ -	\$ 1,245,500
Capital Plan Provisional	\$ -	\$ 802,000	\$ 443,500	\$ -	\$ -	\$ 1,245,500
Total Expenditures	\$ -	\$ 802,000	\$ 443,500	\$ -	\$ -	\$ 1,245,500

City of Fridley, Minnesota
Capital Investment Program

2023 thru 2027

PROJECTS & FUNDING SOURCES BY DEPARTMENT

Department	Project #	2023	2024	2025	2026	2027	Total
Equipment Capital Project							
Water Pick-Up Truck Replacement (Lease)	601-60-23611	27,000	36,000	51,000	52,000	52,000	218,000
Water Division Pick-Up Truck Outfitting	601-60-23621	9,000	9,000	9,000	9,000	9,000	45,000
Backhoe Replacement	601-60-24601		140,000				140,000
Water Break Trailer	601-60-27601					20,000	20,000
Equipment Capital Project Total		36,000	185,000	60,000	61,000	81,000	423,000
<i>Water Utility Fees</i>		36,000	185,000	60,000	61,000	81,000	423,000
<i>Equipment Capital Project Total</i>		36,000	185,000	60,000	61,000	81,000	423,000
Provisional Projects							
Locke Park WTP GAC Treatment Addition	601-60-24000		802,000	443,500			1,245,500
Provisional Projects Total			802,000	443,500			1,245,500
<i>To Be Determined</i>			802,000	443,500			1,245,500
<i>Provisional Projects Total</i>			802,000	443,500			1,245,500
Water Utility							
New Distribution System Extension-Watermain	601-60-23101	50,000	1,050,000		600,000		1,700,000
Water Treatment Plant Security	601-60-23191	300,000	30,000				330,000
Storage Retrofits and Reconditioning	601-60-23192	100,000	400,000		1,000,000	1,000,000	2,500,000
Water System Upgrades with Street Projects	601-60-23406	875,000	200,000	900,000	700,000		2,675,000
Water Meter Replacement and Testing	601-60-23412	60,000	60,000	70,000	70,000	70,000	330,000
Hydrant Repairs	601-60-23494	20,000	20,000	25,000	20,000	25,000	110,000
Building Maintenance	601-60-23495	20,000	45,000	25,000	60,000	25,000	175,000
Leak detection equipment	601-60-23601	30,000					30,000
Recondition 63rd Ave Booster Pumps	601-60-24191		200,000				200,000
Bulk Water Fill Station	601-60-24193		120,000				120,000
Well Updates	601-60-24448		220,000		250,000		470,000
Variable Frequency Drives	601-60-24477		40,000		60,000		100,000
SCADA Systems Upgrade	601-60-25190			100,000			100,000
Backup Generator for Water Treatment Plant 3	601-60-25191			125,000			125,000
Treatment Plant Retrofits	601-60-26497				1,500,000		1,500,000
Water Utility Total		1,455,000	2,385,000	1,245,000	4,260,000	1,120,000	10,465,000
<i>Grant - Federal</i>		614,500	230,000				844,500
<i>Water Utility Fees</i>		840,500	777,000	752,000	829,000	998,000	4,196,500
<i>Water Utility Fund Reserves</i>			1,378,000	493,000	3,431,000	122,000	5,424,000
Water Utility Total		1,455,000	2,385,000	1,245,000	4,260,000	1,120,000	10,465,000

Capital Investment Program

2023 *thru* 2027

City of Fridley, Minnesota

Department Equipment Capital Project

Contact Public Works Director

Type Vehicles

Useful Life 3years

Category PW - Water

Project # 601-60-23611
Project Name Water Pick-Up Truck Replacement (Lease)

Account No.: 601-6019-703100

Description

This project will support the replacement of pick-up trucks for the Water Division, which will be used to support regular operations and projects. These vehicles will be leased through Enterprise Fleet Services. The Public Works Water Division will initiate 10 short-term leases through 2027.

Justification

This item will replace pick-up trucks used by Water Division staff year-round for transportation and maintenance. Timely vehicle replacement allows the City to minimize annualized capital and operations costs and provides high levels of service and safety to users of vehicles identified.

Expenditures	2023	2024	2025	2026	2027	Total
Equip./Vehicles/Furnishings	27,000	36,000	51,000	52,000	52,000	218,000
Total	27,000	36,000	51,000	52,000	52,000	218,000

Funding Sources	2023	2024	2025	2026	2027	Total
Water Utility Fees	27,000	36,000	51,000	52,000	52,000	218,000
Total	27,000	36,000	51,000	52,000	52,000	218,000



Capital Investment Program

2023 *thru* 2027

City of Fridley, Minnesota

Department Equipment Capital Project

Contact Public Works Director

Type Vehicles

Useful Life 6 years

Category PW - Water

Project #	601-60-23621
Project Name	Water Division Pick-Up Truck Outfitting

Account No.: 601-6019-703100

Description

This project supports the outfitting of leased pick-up trucks in the Public Works Water Division. These vehicles will be leased through Enterprise Fleet Services. This equipment will be leased through Enterprise Fleet Services under a lease for the base vehicle. Equipment purchased under this project is planned to be used over multiple lease cycles or sold separately as surplus equipment at the expiration of the lease term.

Justification

These vehicles are used as transportation for Water Division staff year-round, and may be used to support other City operations and projects. Timely vehicle replacement allows the City to minimize annualized capital and operations costs, and provides high levels of service and safety to users of vehicles identified.

Expenditures	2023	2024	2025	2026	2027	Total
Equip./Vehicles/Furnishings	9,000	9,000	9,000	9,000	9,000	45,000
Total	9,000	9,000	9,000	9,000	9,000	45,000

Funding Sources	2023	2024	2025	2026	2027	Total
Water Utility Fees	9,000	9,000	9,000	9,000	9,000	45,000
Total	9,000	9,000	9,000	9,000	9,000	45,000

Capital Investment Program
City of Fridley, Minnesota

2023 *thru* 2027

Department Equipment Capital Project
Contact Public Works Director
Type Equipment
Useful Life 20 years
Category PW - Water

Project # 601-60-24601
Project Name Backhoe Replacement

Account No.: 601-6019-703100

Description


This Project will support the replacement of a backhoe/loader (Unit No. 610, 1997 Case Backhoe/Loader) in the Water Division, used to support regular operations and projects.

Justification

This equipment is needed for maintenance and projects performed by Water Division staff, is deployed frequently and will be beyond its useful life in 2024.

Expenditures	2023	2024	2025	2026	2027	Total
Equip./Vehicles/Furnishings		140,000				140,000
Total		140,000				140,000

Funding Sources	2023	2024	2025	2026	2027	Total
Water Utility Fees		140,000				140,000
Total		140,000				140,000



Capital Investment Program

2023 *thru* 2027

City of Fridley, Minnesota

Department Equipment Capital Project

Contact Public Works Director

Type Equipment

Useful Life 20 years

Category PW - Water

Project #	601-60-27601
Project Name	Water Break Trailer

Account No.: 601-6019-703100

Description

This project will replace trailer 619 used as water break materials storage.

Justification

This trailer is needed to transport and house materials needed for water main break repairs. This trailer will be beyond its useful life by 2027.

Expenditures	2023	2024	2025	2026	2027	Total
Equip./Vehicles/Furnishings					20,000	20,000
Total					20,000	20,000

Funding Sources	2023	2024	2025	2026	2027	Total
Water Utility Fees					20,000	20,000
Total					20,000	20,000

Capital Investment Program

2023 *thru* 2027

City of Fridley, Minnesota

Department Provisional Projects

Contact Public Works Director

Type Buildings

Useful Life 35 years

Category PW - Water

Project #	601-60-24000
Project Name	Locke Park WTP GAC Treatment Addition

Account No.: 601-6019-701100

Description

The GAC treatment at Locke Park WTP is proposed to be sized to treat both Well 10 and Well 11. By treating both wells, the water produced at Locke Park WTP will be treated for PFAS as well as numerous other contaminants of concern that are removed by GAC. This is a provisional project that will proceed if funding is available through MDH.

Justification

To meet drinking water standards for Well 10, impacted by PFAS at this time.

Expenditures	2023	2024	2025	2026	2027	Total
Planning/Design		802,000				802,000
Construction/Maintenance			443,500			443,500
Total		802,000	443,500			1,245,500

Funding Sources	2023	2024	2025	2026	2027	Total
To Be Determined		802,000	443,500			1,245,500
Total		802,000	443,500			1,245,500

Capital Investment Program
City of Fridley, Minnesota

2023 *thru* 2027

Department Water Utility
Contact Public Works Director
Type Water Distribution
Useful Life 35 years
Category PW - Water

Project # 601-60-23101
Project Name New Distribution System Extension-Watermain

Account No.: 601-6019-705100

Description

This project involves the construction and interconnection of the existing and new water distribution system.

Justification

This project supports redundancy of the water distribution system and provides interconnection where potential for emergency fire flow could be affected by out of service water mains. The 2023 project will consider source water piping from Well No. 1 to Commons Water Treatment Plant. The 2024 project (deferred from 2018) will provide connection of dead-end systems on Trunk Highway 65 between 68th Avenue and Norton Avenue.

Expenditures	2023	2024	2025	2026	2027	Total
Construction/Maintenance	50,000	1,050,000		600,000		1,700,000
Total	50,000	1,050,000		600,000		1,700,000

Funding Sources	2023	2024	2025	2026	2027	Total
Water Utility Fees	50,000					50,000
Water Utility Fund Reserves		1,050,000		600,000		1,650,000
Total	50,000	1,050,000		600,000		1,700,000



Capital Investment Program
City of Fridley, Minnesota

2023 *thru* 2027

Department Water Utility
Contact Public Works Director
Type Improvement
Useful Life 15 years
Category PW - Water

Project # 601-60-23191
Project Name Water Treatment Plant Security

Account No.: 601-6019-703100

Description
 This project is to increase physical border and electronic security for the Water Treatment Plants. 2023 and 2024 projects are funded by American Rescue Plan Act (ARPA) funds.

Justification
 Funding will help to expand and upgrade existing security at Water Treatment Plants as outlined in the vulnerability study.

Expenditures	2023	2024	2025	2026	2027	Total
Construction/Maintenance	300,000	30,000				330,000
Total	300,000	30,000				330,000

Funding Sources	2023	2024	2025	2026	2027	Total
Grant - Federal	300,000	30,000				330,000
Total	300,000	30,000				330,000



Capital Investment Program
City of Fridley, Minnesota

2023 *thru* 2027

Department Water Utility
Contact Public Works Director
Type Water Distribution
Useful Life 20 years
Category PW - Water

Project # 601-60-23192
Project Name Storage Retrofits and Reconditioning

Account No.: 601-6019-635100

Description
 This project will support the reconditioning of current water storage systems.

Justification
 This project supports the replacement of water storage space and equipment.

Expenditures	2023	2024	2025	2026	2027	Total
Construction/Maintenance	100,000	400,000		1,000,000	1,000,000	2,500,000
Total	100,000	400,000		1,000,000	1,000,000	2,500,000

Funding Sources	2023	2024	2025	2026	2027	Total
Water Utility Fees	100,000	335,000			878,000	1,313,000
Water Utility Fund Reserves		65,000		1,000,000	122,000	1,187,000
Total	100,000	400,000		1,000,000	1,000,000	2,500,000



Capital Investment Program
City of Fridley, Minnesota

2023 *thru* 2027

Department Water Utility
Contact Public Works Director
Type Water Distribution
Useful Life 25 years
Category PW - Water

Project # 601-60-23406
Project Name Water System Upgrades with Street Projects

Account No.: 601-6019-705100

Description

This project involves the reconstruction, rehabilitation and interconnection of the existing water distribution system in conjunction with annual street rehabilitation project(s) and other street improvements. \$314,500 to be funded by American Rescue Plan Act (ARPA) funds.
 \$600,000 is carried over from 2022 to 2023 to complete the project.

Justification

This project provides for the preservation of the water distribution system and extends the life of existing infrastructure. The proposed project repairs water mains in conjunction with 2023 thru 2026 street projects.

Expenditures	2023	2024	2025	2026	2027	Total
Construction/Maintenance	875,000	200,000	900,000	700,000		2,675,000
Total	875,000	200,000	900,000	700,000		2,675,000

Funding Sources	2023	2024	2025	2026	2027	Total
Grant - Federal	314,500					314,500
Water Utility Fees	560,500	57,000	407,000	369,000		1,393,500
Water Utility Fund Reserves		143,000	493,000	331,000		967,000
Total	875,000	200,000	900,000	700,000		2,675,000



Capital Investment Program
City of Fridley, Minnesota

2023 *thru* 2027

Department Water Utility
Contact Public Works Director
Type Water Distribution
Useful Life 25 years
Category PW - Water

Project # 601-60-23412
Project Name Water Meter Replacement and Testing

Account No.: 601-6019-621140

Description

The project includes installation of water meters with upgrades to an automatic reading system, construction of fixed antenna readers and testing of meters.

Justification

The City's water meters are typically beyond their expected life span for accurate reading. The City has also relied on voluntary meter reading for its residential properties, which adds data entry and coordination time to collect readings. The project includes installation Citywide over a multi-year project.

Expenditures	2023	2024	2025	2026	2027	Total
Other	60,000	60,000	70,000	70,000	70,000	330,000
Total	60,000	60,000	70,000	70,000	70,000	330,000

Funding Sources	2023	2024	2025	2026	2027	Total
Water Utility Fees	60,000	60,000	70,000	70,000	70,000	330,000
Total	60,000	60,000	70,000	70,000	70,000	330,000



Capital Investment Program
City of Fridley, Minnesota

2023 *thru* 2027

Department Water Utility
Contact Public Works Director
Type Water Distribution
Useful Life 5 years
Category PW - Water

Project # 601-60-23494
Project Name Hydrant Repairs

Account No.: 601-6019-635100

Description
 This project involves accelerated rehabilitation and repair of existing fire hydrants throughout the City.

Justification
 This project provides for the preservation of the fire hydrants, a critical element in our water distribution system, and extends the life of existing infrastructure. The work includes sandblasting and painting of fire hydrants and materials for mechanical repairs, as needed.

Expenditures	2023	2024	2025	2026	2027	Total
Construction/Maintenance	20,000	20,000	25,000	20,000	25,000	110,000
Total	20,000	20,000	25,000	20,000	25,000	110,000

Funding Sources	2023	2024	2025	2026	2027	Total
Water Utility Fees	20,000	20,000	25,000	20,000	25,000	110,000
Total	20,000	20,000	25,000	20,000	25,000	110,000



Capital Investment Program
City of Fridley, Minnesota

2023 *thru* 2027

Department Water Utility
Contact Public Works Director
Type Water Distribution
Useful Life 5 years
Category PW - Water

Project # 601-60-23495
Project Name Building Maintenance

Account No.: 601-6019-635100

Description
 This item is for minor maintenance of plant and well house buildings.

Justification
 The project includes minor preventative maintenance, updates and repairs to well house and plant buildings. This annual project ensures that the City water facilities are managed with a minimum amount of repairs. Well power supply, ventilation and cooling will also be upgraded with this project to reduce maintenance on equipment.

Expenditures	2023	2024	2025	2026	2027	Total
Construction/Maintenance	20,000	45,000	25,000	60,000	25,000	175,000
Total	20,000	45,000	25,000	60,000	25,000	175,000

Funding Sources	2023	2024	2025	2026	2027	Total
Water Utility Fees	20,000	45,000	25,000	60,000	25,000	175,000
Total	20,000	45,000	25,000	60,000	25,000	175,000



Capital Investment Program

2023 *thru* 2027

City of Fridley, Minnesota

Department Water Utility

Contact Public Works Director

Type Equipment

Useful Life 12 years

Category PW - Water

Project #	601-60-23601
Project Name	Leak detection equipment

Account No.: 601-6019-703100

Description

This project will help reduce operations cost associated to leak detection in the water distribution system. In the past a contractor has been hired to provide this service. If purchased the leak detection can be performed by city staff.

Justification

By performing the leak detection in house we can expect annual savings up to \$20,000 in the operating budget.

Expenditures	2023	2024	2025	2026	2027	Total
Equip./Vehicles/Furnishings	30,000					30,000
Total	30,000					30,000

Funding Sources	2023	2024	2025	2026	2027	Total
Water Utility Fees	30,000					30,000
Total	30,000					30,000

Capital Investment Program
City of Fridley, Minnesota

2023 *thru* 2027

Department Water Utility
Contact Public Works Director
Type Water Distribution
Useful Life 15 years
Category PW - Water

Project # 601-60-24191
Project Name Recondition 63rd Ave Booster Pumps

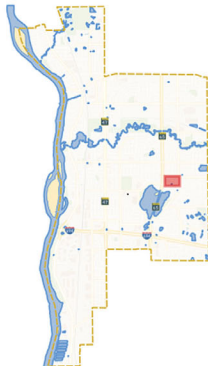
Account No.: 601-6019-701100

Description
 The booster pumps are used to move water throughout the city and fill storage tanks. The project will recondition pumps and associated equipment, similar to our bi-annual well rehabilitation projects. \$200,000 is funded with American Rescue Plan Act (ARPA) Funds..

Justification
 Pumps need to be occasionally reconditioned to ensure their reliability and efficiency. The City has not reconditioned these pumps in the last 15 years and they are due for this overhaul.

Expenditures	2023	2024	2025	2026	2027	Total
Construction/Maintenance		200,000				200,000
Total		200,000				200,000

Funding Sources	2023	2024	2025	2026	2027	Total
Grant - Federal		200,000				200,000
Total		200,000				200,000



Capital Investment Program
City of Fridley, Minnesota

2023 *thru* 2027

Department Water Utility
Contact Public Works Director
Type Buildings
Useful Life 30 years
Category PW - Water

Project # 601-60-24193
Project Name Bulk Water Fill Station

Account No.: 601-6019-701100

Description
 This project will establish a bulk water purchasing station on Hickory Drive near the City's offsite storage yard. This station will be convenient for contractors and lower risk of cross-contamination from current hydrant filling practices. It will also serve as a convenient location for City use.

Justification
 This project will reduce public health risks and unauthorized use of hydrants.

Expenditures	2023	2024	2025	2026	2027	Total
Construction/Maintenance		120,000				120,000
Total		120,000				120,000

Funding Sources	2023	2024	2025	2026	2027	Total
Water Utility Fund Reserves		120,000				120,000
Total		120,000				120,000

Capital Investment Program
City of Fridley, Minnesota

2023 *thru* 2027

Department Water Utility
Contact Public Works Director
Type Water Distribution
Useful Life 25 years
Category PW - Water

Project # 601-60-24448
Project Name Well Updates

Account No.: 601-6019-701100

Description

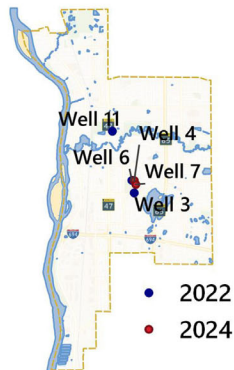
This project involves rehabilitation and repair of well equipment and components including: pumps, motors, shafts, bearings, casings, piping and control systems.

Justification

The project consists of removing and inspecting the column pipe, shafts, pumps and motors, and repairing these components, as required. This semi-annual project ensures that the City water system continues to have a constant water supply with a minimum amount of repairs. Wells No. 4 and No. 7 are scheduled in 2024.

Expenditures	2023	2024	2025	2026	2027	Total
Construction/Maintenance		220,000		250,000		470,000
Total		220,000		250,000		470,000

Funding Sources	2023	2024	2025	2026	2027	Total
Water Utility Fees		220,000		250,000		470,000
Total		220,000		250,000		470,000



Capital Investment Program
City of Fridley, Minnesota

2023 *thru* 2027

Department Water Utility
Contact Public Works Director
Type Water Distribution
Useful Life 10 years
Category PW - Water

Project # 601-60-24477
Project Name Variable Frequency Drives

Account No.: 601-6019-703100

Description
 This project provides for the replacement of pump Variable Frequency Drive (VFD) motors throughout the water system.

Justification
 This project supports the replacement of VFD pump motors and equipment for Water Division treatment plant and transmission systems.

Expenditures	2023	2024	2025	2026	2027	Total
Construction/Maintenance		40,000		60,000		100,000
Total		40,000		60,000		100,000

Funding Sources	2023	2024	2025	2026	2027	Total
Water Utility Fees		40,000		60,000		100,000
Total		40,000		60,000		100,000

Capital Investment Program
City of Fridley, Minnesota

2023 *thru* 2027

Department Water Utility
Contact Public Works Director
Type Equipment
Useful Life 5 years
Category PW - Water

Project # 601-60-25190
Project Name SCADA Systems Upgrade

Account No.: 601-6019-703100

Description

This project will support the software upgrades and replacement of the Supervisory Control and Data Acquisition (SCADA) equipment at water treatment plants and lift stations.

Justification

This project supports the need to increase cybersecurity and upgrades to fiber network and SCADA system as outlined in our vulnerability assessment.

Expenditures	2023	2024	2025	2026	2027	Total
Construction/Maintenance			100,000			100,000
Total			100,000			100,000

Funding Sources	2023	2024	2025	2026	2027	Total
Water Utility Fees			100,000			100,000
Total			100,000			100,000



Capital Investment Program
City of Fridley, Minnesota

2023 *thru* 2027

Department Water Utility
Contact Public Works Director
Type Equipment
Useful Life
Category PW - Water

Project # 601-60-25191
Project Name Backup Generator for Water Treatment Plant 3


Account No.: 601-6019-703100

Description
 250 KW natural gas generator with automatic transfer switch.

Justification
 To maintain adequate water supply during large scale power outage. Currently no generator on site, must mobilize portable gnerator used for other facilities.

Expenditures	2023	2024	2025	2026	2027	Total
Equip./Vehicles/Furnishings			125,000			125,000
Total			125,000			125,000

Funding Sources	2023	2024	2025	2026	2027	Total
Water Utility Fees			125,000			125,000
Total			125,000			125,000



Capital Investment Program
City of Fridley, Minnesota

2023 *thru* 2027

Department Water Utility
Contact Public Works Director
Type Water Distribution
Useful Life 25 years
Category PW - Water

Project # 601-60-26497
Project Name Treatment Plant Retrofits

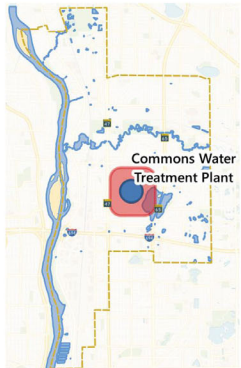
Account No.: 601-6019-703100

Description
 This project provides for the replacement of water treatment equipment in water treatment plants.

Justification
 This project supports the replacement and retrofit of water treatment equipment. It includes chemical system upgrades at Commons Treatment Plant.

Expenditures	2023	2024	2025	2026	2027	Total
Construction/Maintenance				1,500,000		1,500,000
Total				1,500,000		1,500,000

Funding Sources	2023	2024	2025	2026	2027	Total
Water Utility Fund Reserves				1,500,000		1,500,000
Total				1,500,000		1,500,000



SANITARY SEWER UTILITY



Introduction and Allowable Uses

The Sanitary Sewer Utility Fund accounts for funds accumulated for the operational and capital expenses related to the public sanitary sewer utility owned and operated by the City in concert with the Metropolitan Council. For the purposes of the CIP, this section contains budget authority related to the acquisition, expansion, improvement, replacement and/or major repairs of sanitary sewer utility facilities and systems, including: lift stations; sanitary sewer pipe lining and replacement; sanitary sewer force mains; collectors expansion and reconstruction; and their associated components.

The primary funding sources for this fund includes the CI Fund, State grants and sanitary sewer utility fees. Annually, the Council reviews and adopts utility rates and charges to support these activities.

Project Highlights

In 2023, the CIP for the Sanitary Sewer Utility Fund appropriates \$1,058,000 of budget authority for 10 capital projects, including:

- \$550,000, for the relining of clay and concrete sanitary sewer collection piping to prolong its useful life (Project No. 602-60-23450).

The public utility funds and their associated CIP sections typically contain capital projects in conjunction with the street improvements planned in the Street Capital Projects Fund or CIP. Generally, the City accomplishes these expansions, improvements or reconstruction of the sanitary sewer utility system in concert with these other capital project in order to reduce the additional costs and further disruption of a stand-alone public utility project.

Financial Summary

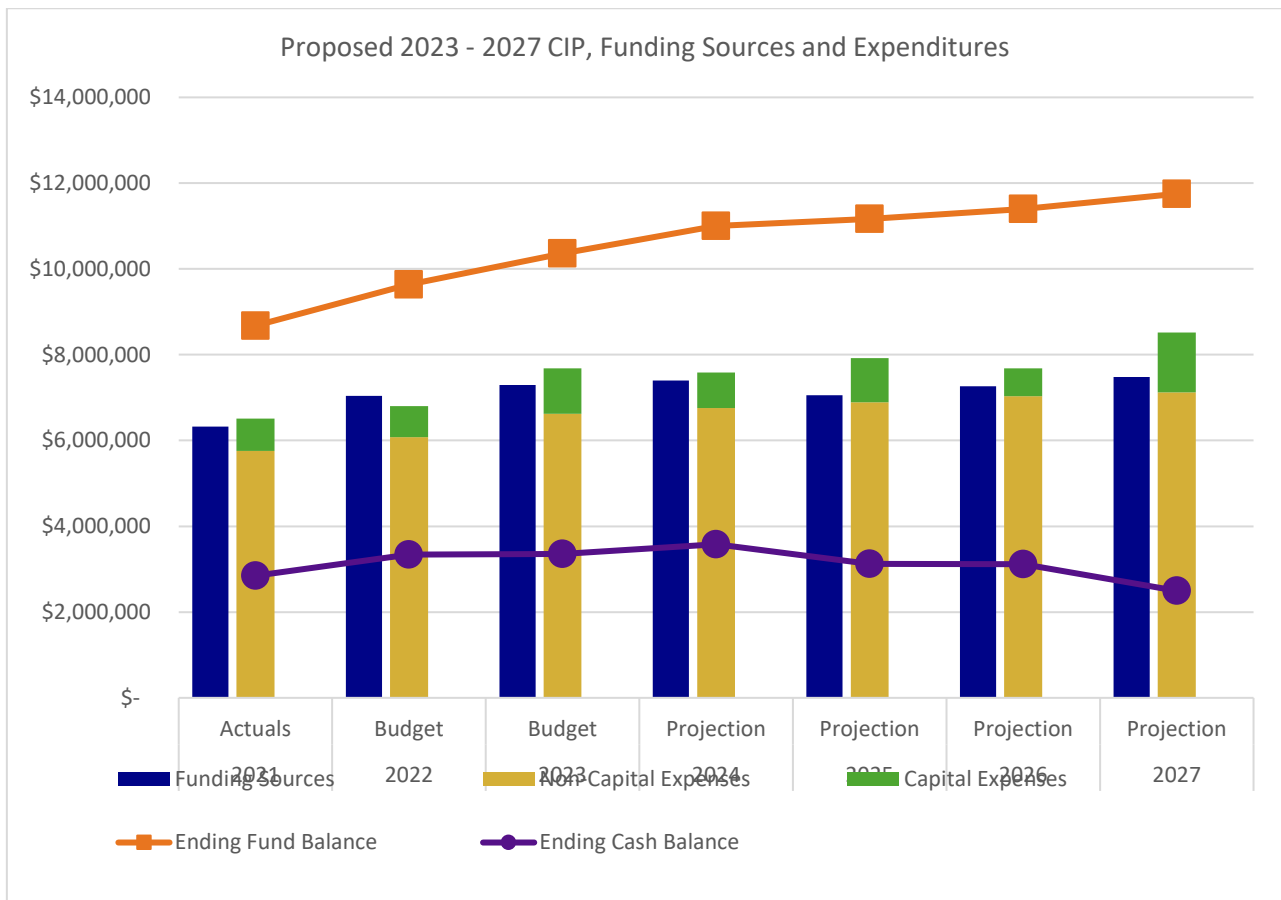
The Sanitary Sewer Utility Fund will be about \$499,800 below the cash balance threshold established by the Council and will remain below cash balance thresholds through 2027. A 3% rate increase is budgeted for 2023. The City may need to consider increasing this rate in future years as the MCES disposal fee that comprises nearly 80% of all operating expenditures increased 8.4% from 2022 to 2023. The Sanitary Sewer Utility Fund concludes the five-year projection with an estimated ending cash balance of approximately \$2,618,300, or about \$1,592,400 below the cash balance requirement.

Council in 2021. As a result, the fund will save approximately \$145,000 in interest expense over a 10-year period. Generally, the revenue projection assumes a 3% increase in sanitary sewer utility rates annually to support ordinary capital project expenses, to maintain appropriate cash balance levels and service debt payments.

The ARPA money referenced above will be used as follows in the Sanitary Sewer Utility Fund:

- Sanitary sewer lining Project No. 602-60-22450; \$1,100,000 from 2023-2024

Budget Reallocation. Based on current expenditure activity, the Proposed 2023–2027 CIP assumes \$55,000 “carry-over” budget authority from 2022 in the Sanitary Sewer Utility Fund.



SANITARY SEWER UTILITY FUND
2023 Capital Investment Program Budget and 2024 through 2027 Plan
Funding Sources and Expenditure Projections

Fund No. 602	2023	2024	2025	2026	2027	Total
Funding Sources	Budget	Projection	Projection	Projection	Projection	Projection
Sanitary Sewer Utility Fees	\$ 6,613,000	\$ 6,811,400	\$ 7,015,700	\$ 7,226,200	\$ 7,443,000	\$ 35,109,300
Interest on Investments	36,100	36,800	37,500	37,500	38,300	186,200
Grants and Contributions	95,000	-	-	-	-	95,000
American Rescue Funds	550,000	550,000	-	-	-	1,100,000
Total Funding Sources	\$ 7,294,100	\$ 7,398,200	\$ 7,053,200	\$ 7,263,700	\$ 7,481,300	\$ 36,490,500
Non-Capital Expenses						
Operating Expenses	\$ 945,900	\$ 971,300	\$ 997,300	\$ 1,024,000	\$ 1,051,400	\$ 4,989,900
Sewer Service Charge	5,230,000	5,334,600	5,441,300	5,550,100	5,661,100	27,217,100
Depreciation	405,000	407,000	409,000	411,000	413,100	2,045,100
Interfund Loan	43,400	42,600	46,800	45,800	-	178,600
Subtotal Non-capital Expenses	\$ 6,624,300	\$ 6,755,500	\$ 6,894,400	\$ 7,030,900	\$ 7,125,600	\$ 34,430,700
Capital Expenses						
Subtotal Capital Plan Expenses	\$ 1,058,000	\$ 827,000	\$ 1,027,000	\$ 649,000	\$ 1,389,000	\$ 4,950,000
Total Expenses	\$ 7,682,300	\$ 7,582,500	\$ 7,921,400	\$ 7,679,900	\$ 8,514,600	\$ 39,380,700
Surplus (deficiency) of funding sources over (under) expenses	\$ 669,800	\$ 642,700	\$ 158,800	\$ 232,800	\$ 355,700	\$ 2,059,800
Estimated Beginning Fund Balance	9,636,966	10,306,766	10,949,466	11,108,266	11,341,066	53,342,530
Projects Carried Forward from Prior Years	55,000					
Estimated Ending Fund Balance	\$ 10,306,766	\$ 10,949,466	\$ 11,108,266	\$ 11,341,066	\$ 11,696,766	\$ 55,402,330
Cash Balance Floor (6 months Operating/DS/Capital)	3,979,950	4,246,300	3,936,050	4,745,250	4,210,700	25,264,200
Cash Ending Balance	3,480,167	3,702,867	3,243,667	3,238,467	2,618,267	19,691,802
Difference	(499,783)	(543,433)	(692,383)	(1,506,783)	(1,592,433)	(5,572,398)

City of Fridley, Minnesota
Capital Investment Program

2023 thru 2027

PROJECTS & FUNDING SOURCES BY DEPARTMENT

Department	Project #	2023	2024	2025	2026	2027	Total
Equipment Capital Project							
1-Ton Truck Replacement	602-60-23602	65,000					65,000
CCTV Sewer Camera System Replacement	602-60-23605	150,000					150,000
Sanitary Sewer Pick-Up Truck Replacement (Lease)	602-60-23612	14,000	18,000	23,000	30,000	30,000	115,000
Sewer Division Pick-Up Truck Outfitting	602-60-23622	9,000	9,000	9,000	9,000	9,000	45,000
Equipment Capital Project Total		238,000	27,000	32,000	39,000	39,000	375,000
<i>Sanitary Sewer Utility Fees</i>		238,000	27,000	32,000	39,000	39,000	375,000
<i>Equipment Capital Project Total</i>		238,000	27,000	32,000	39,000	39,000	375,000
Sanitary Sewer Utility							
Sanitary Sewer Flow Study	602-60-23291	50,000					50,000
Sanitary Sewer System Upgrades with Street Project	602-60-23406	50,000	50,000	70,000	60,000	75,000	305,000
Sanitary Sewer Collection System Lining	602-60-23450	550,000	550,000		550,000		1,650,000
Sanitary Sewer Force Main Reconstruction	602-60-23501	95,000		100,000		100,000	295,000
Lift Station Maintenance	602-60-23520	75,000		75,000		75,000	225,000
Sanitary Sewer Lift Station Rehabilitation	602-60-24519		200,000	750,000		1,100,000	2,050,000
Sanitary Sewer Utility Total		820,000	800,000	995,000	610,000	1,350,000	4,575,000
<i>Grant - Federal</i>		550,000	550,000				1,100,000
<i>Reimbursement From Other Agencies</i>		95,000					95,000
<i>Sanitary Sewer Utility Fees</i>		175,000	250,000	483,000	557,000	688,000	2,153,000
<i>Sanitary Sewer Utility Fund Reserves</i>				512,000	53,000	662,000	1,227,000
<i>Sanitary Sewer Utility Total</i>		820,000	800,000	995,000	610,000	1,350,000	4,575,000
Grand Total		1,058,000	827,000	1,027,000	649,000	1,389,000	4,950,000

Capital Investment Program
City of Fridley, Minnesota

2023 *thru* 2027

Department Equipment Capital Project
Contact Public Works Director
Type Vehicles
Useful Life 20 years
Category PW - Sanitary Sewer

Project # 602-60-23602
Project Name 1-Ton Truck Replacement

Account No.: 602-6029-703100

Description
 This project will replace an existing one-ton truck in the sewer division (Unit No. 677, 1996 Ford F350 1-Ton Dump) used for transporting material and equipment for the Sewer Division.
 \$55,000 is carried forward from the 2022 budget.

Justification
 This project is needed to replace an existing one-ton dump truck scheduled for replacement and will be beyond its useful life in 2022.

Expenditures	2023	2024	2025	2026	2027	Total
Equip./Vehicles/Furnishings	65,000					65,000
Total	65,000					65,000

Funding Sources	2023	2024	2025	2026	2027	Total
Sanitary Sewer Utility Fees	65,000					65,000
Total	65,000					65,000



Capital Investment Program
City of Fridley, Minnesota

2023 *thru* 2027

Department Equipment Capital Project
Contact Public Works Director
Type Equipment
Useful Life 12 years
Category PW - Sanitary Sewer

Project # 602-60-23605
Project Name CCTV Sewer Camera System Replacement

Account No.: 602-6029-703100

Description

This project includes the replacement of the Public Works Department's closed-circuit crawler camera system for inspection of sanitary sewers. The camera is used to assess the condition of infrastructure remotely and is housed in a trailer. The project includes both hardware and software necessary to replace the existing camera.

This project was moved forward from 2024 to 2023.

Justification

The existing camera system has reached the end of its useful life and needs replacement. The equipment is used year-round by the Sewer Division.

Expenditures	2023	2024	2025	2026	2027	Total
Equip./Vehicles/Furnishings	150,000					150,000
Total	150,000					150,000

Funding Sources	2023	2024	2025	2026	2027	Total
Sanitary Sewer Utility Fees	150,000					150,000
Total	150,000					150,000



Capital Investment Program

2023 *thru* 2027

City of Fridley, Minnesota

Department Equipment Capital Project

Contact Public Works Director

Type Vehicles

Useful Life 3 years

Category PW - Sanitary Sewer

Project # 602-60-23612
Project Name Sanitary Sewer Pick-Up Truck Replacement (Lease)

Account No.: 602-6029-703100

Description

This project will support the replacement of pick-up trucks for the Sewer Division, which will be used to support regular operations and projects. These vehicles will be leased through Enterprise Fleet Services. The Public Works Sewer Division will initiate 5 short-term leases through 2027.

Justification

This item will replace pick-up trucks used by Sewer Division staff year-round for transportation and maintenance projects. Timely vehicle replacement allows the City to minimize annualized capital and operations costs and provides high levels of service and safety to users of vehicles identified.

Expenditures	2023	2024	2025	2026	2027	Total
Equip./Vehicles/Furnishings	14,000	18,000	23,000	30,000	30,000	115,000
Total	14,000	18,000	23,000	30,000	30,000	115,000

Funding Sources	2023	2024	2025	2026	2027	Total
Sanitary Sewer Utility Fees	14,000	18,000	23,000	30,000	30,000	115,000
Total	14,000	18,000	23,000	30,000	30,000	115,000



Capital Investment Program

2023 *thru* 2027

City of Fridley, Minnesota

Department Equipment Capital Project

Contact Public Works Director

Type Sanitary Sewer

Useful Life 6 years

Category PW - Sanitary Sewer

Project #	602-60-23622
Project Name	Sewer Division Pick-Up Truck Outfitting

Account No.: 602-6029-703100

Description

This project supports the outfitting of leased pick-up trucks in the Public Works Sewer Division. These vehicles will be leased through Enterprise Fleet Services. This equipment will be leased through Enterprise Fleet Services under a lease for the base vehicle. Equipment purchased under this project is planned to be used over multiple lease cycles or sold separately as surplus equipment at the expiration of the lease term.

Justification

These vehicles are used as transportation for Sewer Division staff year-round, and may be used to support other City operations and projects. Timely vehicle replacement allows the City to minimize annualized capital and operations costs, and provides high levels of service and safety to users of vehicles identified.

Expenditures	2023	2024	2025	2026	2027	Total
Equip./Vehicles/Furnishings	9,000	9,000	9,000	9,000	9,000	45,000
Total	9,000	9,000	9,000	9,000	9,000	45,000

Funding Sources	2023	2024	2025	2026	2027	Total
Sanitary Sewer Utility Fees	9,000	9,000	9,000	9,000	9,000	45,000
Total	9,000	9,000	9,000	9,000	9,000	45,000

Capital Investment Program
City of Fridley, Minnesota

2023 *thru* 2027

Department Sanitary Sewer Utility
Contact Public Works Director
Type Improvement
Useful Life 5 years
Category PW - Sanitary Sewer

Project # 602-60-23291
Project Name Sanitary Sewer Flow Study

Account No.: 602-6029-631100

Description

In 2023, the City will use this funding to conduct a flow study, hopefully with the collaboration and participation of the Metropolitan Council Environmental Services; they have been receptive to the concepts outlined in the 2040 Comprehensive Plan. This study will be conducted every five years going forward.

Justification

To maintain the regulated quality of wastewater treatment, provide for environmental stability and maintain a sustainable public utility. The request also supports efforts outlined in the 2040 Comprehensive Plan.

Expenditures	2023	2024	2025	2026	2027	Total
Planning/Design	50,000					50,000
Total	50,000					50,000

Funding Sources	2023	2024	2025	2026	2027	Total
Sanitary Sewer Utility Fees	50,000					50,000
Total	50,000					50,000



Capital Investment Program
City of Fridley, Minnesota

2023 *thru* 2027

Department Sanitary Sewer Utility
Contact Public Works Director
Type Sanitary Sewer
Useful Life 35 years
Category PW - Sanitary Sewer

Project # 602-60-23406
Project Name Sanitary Sewer System Upgrades with Street Project

Account No.: 602-6029-635100

Description
 This project involves repairs of the existing sanitary sewer collection system in conjunction with annual street rehabilitation projects.

Justification
 This project is to provide preservation of the existing sanitary sewer collection system. The annual funding will be used to extend the life of existing infrastructure.

Expenditures	2023	2024	2025	2026	2027	Total
Construction/Maintenance	50,000	50,000	70,000	60,000	75,000	305,000
Total	50,000	50,000	70,000	60,000	75,000	305,000

Funding Sources	2023	2024	2025	2026	2027	Total
Sanitary Sewer Utility Fees	50,000	50,000	70,000	60,000	75,000	305,000
Total	50,000	50,000	70,000	60,000	75,000	305,000



Capital Investment Program
City of Fridley, Minnesota

2023 *thru* 2027

Department Sanitary Sewer Utility
Contact Public Works Director
Type Sanitary Sewer
Useful Life 25 years
Category PW - Sanitary Sewer

Project # 602-60-23450
Project Name Sanitary Sewer Collection System Lining

Account No.: 602-6029-705100

Description

This project involves the cured-in-place-pipe lining of the existing sanitary sewer collection system. The 2023 and 2024 projects are funded with American Rescue Plan Act (ARPA) Funds.

Justification

The project consists of relining of clay and concrete sanitary sewer collection piping to prolong its useful life. The project was previously conducted annually, but the City moved to a biennial work plan to gain more cost-effective project pricing.

Expenditures	2023	2024	2025	2026	2027	Total
Construction/Maintenance	550,000	550,000		550,000		1,650,000
Total	550,000	550,000		550,000		1,650,000

Funding Sources	2023	2024	2025	2026	2027	Total
Grant - Federal	550,000	550,000				1,100,000
Sanitary Sewer Utility Fees				497,000		497,000
Sanitary Sewer Utility Fund Reserves				53,000		53,000
Total	550,000	550,000		550,000		1,650,000



Capital Investment Program
City of Fridley, Minnesota

2023 *thru* 2027

Department Sanitary Sewer Utility
Contact Public Works Director
Type Sanitary Sewer
Useful Life 35 years
Category PW - Sanitary Sewer

Project # 602-60-23501
Project Name Sanitary Sewer Force Main Reconstruction

Account No.: 602-6029-705100

Description
 This project supports the reconstruction of the existing sanitary sewer collection system.

Justification
 This project is to provide preservation of the existing sanitary sewer force main system. The funding will be used to extend the life of existing infrastructure.

Expenditures	2023	2024	2025	2026	2027	Total
Construction/Maintenance	95,000		100,000		100,000	295,000
Total	95,000		100,000		100,000	295,000

Funding Sources	2023	2024	2025	2026	2027	Total
Reimbursement From Other Agencies	95,000					95,000
Sanitary Sewer Utility Fees			100,000		100,000	200,000
Total	95,000		100,000		100,000	295,000



Capital Investment Program
City of Fridley, Minnesota

2023 *thru* 2027

Department Sanitary Sewer Utility
Contact Public Works Director
Type Improvement
Useful Life 15 years
Category PW - Sanitary Sewer

Project # 602-60-23520
Project Name Lift Station Maintenance

Account No.: 602-6029-635100

Description

This project involves repair and maintenance of sewer lift station dry wells. Repairs include painting, minor electrical upgrades and pump repairs and replacement. This project will serve the following lift stations: 62nd Way, 64th Ave, Apex, Georgetown, Locke Lake, Rice Creek, and Wicks.

Justification

This project is needed to extend the life of the dry well stations until full lift station rehab or replacement can occur. This can extend the life of the dry well stations by 5-10 years.

Expenditures	2023	2024	2025	2026	2027	Total
Construction/Maintenance	75,000		75,000		75,000	225,000
Total	75,000		75,000		75,000	225,000

Funding Sources	2023	2024	2025	2026	2027	Total
Sanitary Sewer Utility Fees	75,000		75,000		75,000	225,000
Total	75,000		75,000		75,000	225,000



Capital Investment Program
City of Fridley, Minnesota

2023 *thru* 2027

Department Sanitary Sewer Utility
Contact Public Works Director
Type Sanitary Sewer
Useful Life 35 years
Category PW - Sanitary Sewer

Project # 602-60-24519
Project Name Sanitary Sewer Lift Station Rehabilitation

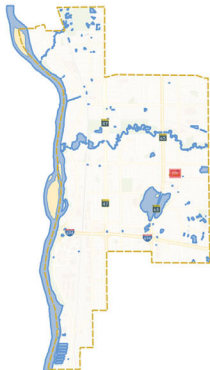
Account No.: 602-6029-631100

Description
 This project involves repair and replacement of sanitary sewer lift stations, specifically the Apex Lift Station in 2024/2025 and the Rice Creek Lift Station in 2027.

Justification
 The project consists of replacement of sanitary lift stations or components to avoid failures, which can lead to sanitary sewer backups and failures.

Expenditures	2023	2024	2025	2026	2027	Total
Construction/Maintenance		200,000	750,000		1,100,000	2,050,000
Total		200,000	750,000		1,100,000	2,050,000

Funding Sources	2023	2024	2025	2026	2027	Total
Sanitary Sewer Utility Fees		200,000	238,000		438,000	876,000
Sanitary Sewer Utility Fund Reserves			512,000		662,000	1,174,000
Total		200,000	750,000		1,100,000	2,050,000



STORM WATER UTILITY



Introduction and Allowable Uses

The Storm Water Utility Fund accounts for funds accumulated for the operational and capital expenses related to the public storm water utility owned and operated by the City. For the purposes of the CIP, this section contains budget authority for capital projects related to the acquisition, expansion, improvement, replacement and/or major repairs of storm water utility facilities and systems, including: flood control; sediment removal; storm water mains and collectors expansion and reconstruction; storm water pond maintenance; water quality improvements; and their associated components.

The primary funding sources for this fund includes storm water utility fees. Annually, the Council reviews and adopts utility rates and charges to support these activities.

Project Highlights

In 2023, the CIP for the Storm Water Utility Fund appropriates \$1,216,000 of budget authority for 10 capital projects, most notably:

- \$290,000, to meet Total Maximum Daily Load (TMDL) requirements mandated by the Minnesota Pollution Control Agency (MPCA) (Project No. 603-60-22467),
- \$250,000 for sediment removal projects (Project No. 603-60-23478
- \$180,000, for the cleaning and repair of small storm water ponds outside other capital projects (Project No. 603-60-23472); and
- \$150,000 for Watershed District water quality projects (Project No. 603-60-23102).

In addition to these activities, the public utility funds and their associated CIP sections typically contain capital projects in conjunction with the street improvement planned in the Street Capital Projects Fund or CIP. Generally, the City accomplishes these expansions, improvements, or reconstruction of the storm water utility system in concert with these other capital project in order to reduce the additional costs and further disruption of a stand-alone public utility project.

Financial Summary

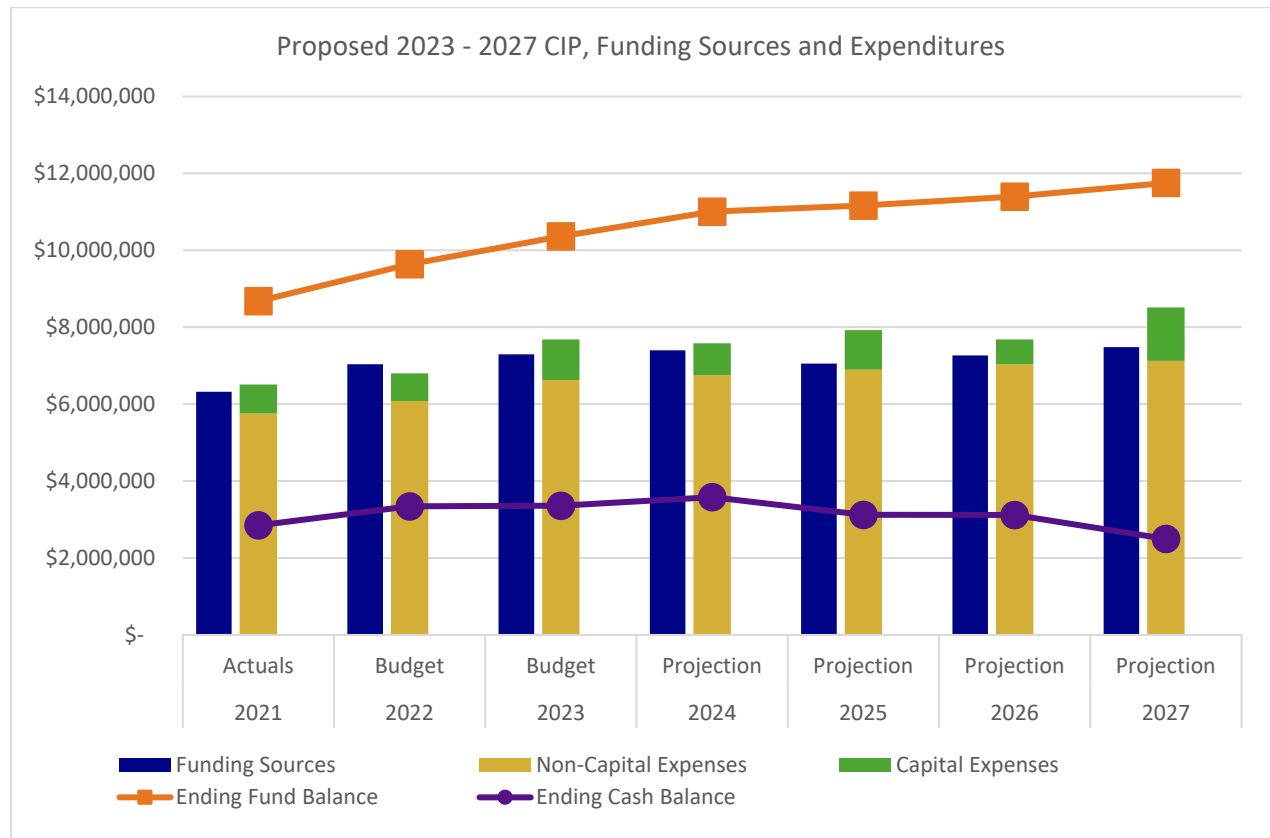
Due to the planned level of expenses and anticipated user fees, the City plans to contribute approximately \$747,700 of cash balance to support capital projects in 2023. The Storm Water Utility Fund stays above the cash balance threshold through 2027. The cash balance remains healthy despite the significant, ongoing investment by the City in the storm water system. In fact, between 2023 and 2027, the City will spend an estimated \$5,975,00 on storm water system related improvements. At this point in time, no interfund loans are in the five-year horizon.

Based on these current cash balance estimates for the Storm Water Utility Fund, the Proposed 2023-2027 CIP assumes a 10% increase in storm water utility rate annually through 2026 before returning to a more typical 3% increase for 2027. Generally, these rate changes will support

ordinary capital project expenses, maintain appropriate cash balances and service scheduled debt payments while responding to guidance from the Council not to reduce or eliminate planned capital projects.

At present, other financing strategies, such as the use of interfund loans, will be insufficient to accomplish these long-standing goals. In fact, without implementing the 10% annual increase in utility fees, the Storm Water Utility Fund would require at least \$1,800,000 in some form of debt to support planned capital projects over the five-year period; expressed over a 10-year period the fund would pay at least \$310,100 in interest. By adjusting the storm water utility rate as recommended, the enterprise would generate approximately \$1,750,000 in additional user fees, which would provide the financing for the fund while avoiding the costs associated with borrowing money.

Budget Reallocation. Based on current expenditure activity, the Proposed 2023–2027 CIP assumes \$150,000 of “carry-over” budget authority from 2022 in the Storm Water Utility Fund.



STORM WATER UTILITY FUND
2023 Capital Investment Program Budget and 2024 through 2027 Plan
Funding Sources and Expenditure Projections

Fund No. 603	2023	2024	2025	2026	2027	Total
Funding Sources	Budget	Projection	Projection	Projection	Projection	Projection
Storm Water Utility Fees	\$ 1,909,300	\$ 2,100,200	\$ 2,310,200	\$ 2,541,200	\$ 2,617,400	\$ 11,478,300
Special Assessments	500	500	500	600	600	2,700
Federal Grants	180,000	-	-	-	-	180,000
Interest on Investments	34,900	35,600	36,300	36,300	37,000	180,100
Other reimbursements	60,000	-	-	-	-	60,000
Total Funding Sources	\$ 2,184,700	\$ 2,136,300	\$ 2,347,000	\$ 2,578,100	\$ 2,655,000	\$ 11,901,100
Non-Capital Expenses						
Operating Expenses	\$ 1,024,400	\$ 1,051,900	\$ 1,080,100	\$ 1,109,000	\$ 1,138,700	\$ 5,404,100
Depreciation	380,000	381,900	383,800	385,700	387,600	1,919,000
Interfund Loan	32,600	37,000	36,300	30,500	-	136,400
Subtotal Operating Expenses	\$ 1,437,000	\$ 1,470,800	\$ 1,500,200	\$ 1,525,200	\$ 1,526,300	\$ 7,459,500
Capital Expenses						
Subtotal Capital Plan Expenses	\$ 1,216,000	\$ 406,000	\$ 1,486,000	\$ 1,956,000	\$ 911,500	\$ 5,975,500
Total Expenses	\$ 2,653,000	\$ 1,876,800	\$ 2,986,200	\$ 3,481,200	\$ 2,437,800	\$ 13,435,000
Surplus (deficiency) of funding sources over (under) Expenses	\$ 747,700	\$ 665,500	\$ 846,800	\$ 1,052,900	\$ 1,128,700	\$ 4,441,600
Estimated Beginning Fund Balance	11,356,210	12,103,910	12,769,410	13,616,210	14,669,110	64,514,850
Projects Carried Forward from Prior Years	150,000	-	-	-	-	-
Estimated Ending Fund Balance	\$ 12,103,910	\$ 12,769,410	\$ 13,616,210	\$ 14,669,110	\$ 15,797,810	\$ 68,956,450
Cash Balance Floor (6 months Operating/DS/Capital)	968,950	2,062,350	2,541,000	1,480,850	1,762,790	10,576,740
Cash Ending Balance	2,520,243	3,161,643	2,906,243	2,388,843	2,993,643	16,429,158
Difference	1,551,293	1,099,293	365,243	907,993	1,230,853	5,852,418

City of Fridley, Minnesota
Capital Investment Program

2023 thru 2027

PROJECTS & FUNDING SOURCES BY DEPARTMENT

Department	Project #	2023	2024	2025	2026	2027	Total
Equipment Capital Project							
Dirt Screener	603-60-23390	75,000					75,000
Sewer Pole Camera	603-60-23605	25,000					25,000
Storm Water Vehicle Replacement (Leases)	603-60-23613	6,000	6,000	6,000	6,000	6,500	30,500
Equipment Capital Project Total		106,000	6,000	6,000	6,000	6,500	130,500
<i>Storm Water Utility Fees</i>		106,000	6,000	6,000	6,000	6,500	130,500
<i>Equipment Capital Project Total</i>		106,000	6,000	6,000	6,000	6,500	130,500
Storm Water Utility							
TMDL Water Quality Projects	603-60-22467	290,000	50,000	250,000	400,000	200,000	1,190,000
Storm Sewer System Upgrades	603-60-23101	100,000	100,000	300,000	150,000	200,000	850,000
Watershed District Water Quality Projects	603-60-23102	150,000	80,000	300,000	200,000	200,000	930,000
Storm Sewer System Upgrades with Street Projects	603-60-23406	115,000	115,000	120,000	120,000	125,000	595,000
Watershed BMP Implementation	603-60-23445	25,000	25,000	30,000	30,000	30,000	140,000
Stormwater Pond Maintenance	603-60-23472	180,000	30,000	30,000	100,000	150,000	490,000
Sediment Removal Projects	603-60-23478	250,000			500,000		750,000
Norton Creek Flood Control	603-60-25524			450,000	450,000		900,000
Storm Water Utility Total		1,110,000	400,000	1,480,000	1,950,000	905,000	5,845,000
<i>Grant - Federal</i>		180,000					180,000
<i>Reimbursement From Other Agencies</i>		60,000					60,000
<i>Storm Water Utility Fees</i>		485,000	400,000	905,000	1,113,000	905,000	3,808,000
<i>Storm Water Utility Fund Reserves</i>		385,000		575,000	837,000		1,797,000
<i>Storm Water Utility Total</i>		1,110,000	400,000	1,480,000	1,950,000	905,000	5,845,000
Grand Total		1,216,000	406,000	1,486,000	1,956,000	911,500	5,975,500

Capital Investment Program
City of Fridley, Minnesota

2023 *thru* 2027

Department Equipment Capital Project
Contact Public Works Director
Type Equipment
Useful Life 10 years
Category PW - Storm Water

Project #	603-60-23390
Project Name	Dirt Screener

Account No.: 603-6039-703100

Description
Purchase of Dirt Screener to patch waterbreak repairs.

Justification
This piece of equipment will be used for recycling street sweepings that can be turned into patching for waterbreak repairs.

Expenditures	2023	2024	2025	2026	2027	Total
Equip./Vehicles/Furnishings	75,000					75,000
Total	75,000					75,000

Funding Sources	2023	2024	2025	2026	2027	Total
Storm Water Utility Fees	75,000					75,000
Total	75,000					75,000



Capital Investment Program

2023 *thru* 2027

City of Fridley, Minnesota

Department Equipment Capital Project

Contact Public Works Director

Type Equipment

Useful Life 10 years

Category PW - Storm Water

Project #	603-60-23605
Project Name	Sewer Pole Camera

Account No.: 603-6039-703100

Description

This project includes the replacement of the storm sewer manhole inspection pole camera. This is used to inspect the condition of stormwater manhole structures and associated piping. This includes pole camera and video display equipment.

Justification

The existing camera is beyond its useful life and in need of replacement. This camera also assist in the sewer division for year round use.

Expenditures	2023	2024	2025	2026	2027	Total
Equip./Vehicles/Furnishings	25,000					25,000
Total	25,000					25,000

Funding Sources	2023	2024	2025	2026	2027	Total
Storm Water Utility Fees	25,000					25,000
Total	25,000					25,000

Capital Investment Program
City of Fridley, Minnesota

2023 *thru* 2027

Department Equipment Capital Project
Contact Public Works Director
Type Equipment
Useful Life 5 years
Category PW - Storm Water

Project # 603-60-23613
Project Name Storm Water Vehicle Replacement (Leases)

Account No.: 603-6039-703100

Description

This project will support the replacement of pick-up trucks for the Storm Water Division, which will be used to support regular operations and projects. These vehicles will be leased through Enterprise Fleet Services. The Public Works Sewer Division will initiate 2 short-term leases through 2027.

Justification

This item will replace pick-up trucks used by Storm Water Division staff year-round for transportation and maintenance projects. Timely vehicle replacement allows the City to minimize annualized capital and operations costs and provides high levels of service and safety to users of vehicles identified.

Expenditures	2023	2024	2025	2026	2027	Total
Equip./Vehicles/Furnishings	6,000	6,000	6,000	6,000	6,500	30,500
Total	6,000	6,000	6,000	6,000	6,500	30,500

Funding Sources	2023	2024	2025	2026	2027	Total
Storm Water Utility Fees	6,000	6,000	6,000	6,000	6,500	30,500
Total	6,000	6,000	6,000	6,000	6,500	30,500



Capital Investment Program
City of Fridley, Minnesota

2023 *thru* 2027

Department Storm Water Utility
Contact Public Works Director
Type Drainage
Useful Life 25 years
Category PW - Storm Water

Project # 603-60-22467
Project Name TMDL Water Quality Projects

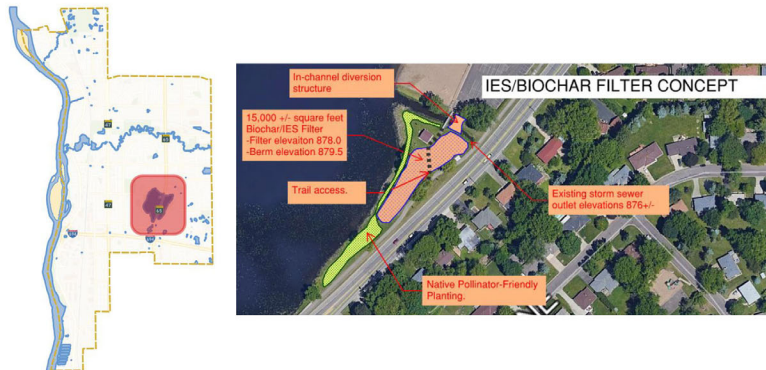
Account No.: 603-6039-631100

Description
 This project includes addressing water quality Total Maximum Daily Load (TMDL) requirements mandated by the Minnesota Pollution Control Agency (MPCA).

Justification
 This series of projects are for TMDL requirements as mandated by the MPCA through the City's stormwater permit.

Expenditures	2023	2024	2025	2026	2027	Total
Construction/Maintenance	290,000	50,000	250,000	400,000	200,000	1,190,000
Total	290,000	50,000	250,000	400,000	200,000	1,190,000

Funding Sources	2023	2024	2025	2026	2027	Total
Grant - Federal	180,000					180,000
Reimbursement From Other Agencies	60,000					60,000
Storm Water Utility Fees	50,000	50,000	140,000	177,000	200,000	617,000
Storm Water Utility Fund Reserves			110,000	223,000		333,000
Total	290,000	50,000	250,000	400,000	200,000	1,190,000



Capital Investment Program
City of Fridley, Minnesota

2023 *thru* 2027

Department Storm Water Utility
Contact Public Works Director
Type Drainage
Useful Life 25 years
Category PW - Storm Water

Project # 603-60-23101
Project Name Storm Sewer System Upgrades

Account No.: 603-6039-705100

Description
 This project includes upgrades and repairs to storm water conveyance systems Citywide. The project in 2023 and 2024 includes Apex and Rice Creek and the project in 2027 includes 62nd Way.

Justification
 This annual project mitigates flood prone areas, and to maintains the integrity of the overall conveyance system and other infrastructure. A detailed work plan is typically identified through surveys conducted for outfall inspections, other rehabilitation projects or as problem areas arise or are identified. The project will ensure resources are available to address immediate concerns or failures in a timely fashion, and to mitigate future issues.

Expenditures	2023	2024	2025	2026	2027	Total
Construction/Maintenance	100,000	100,000	300,000	150,000	200,000	850,000
Total	100,000	100,000	300,000	150,000	200,000	850,000

Funding Sources	2023	2024	2025	2026	2027	Total
Storm Water Utility Fees	100,000	100,000	300,000	150,000	200,000	850,000
Total	100,000	100,000	300,000	150,000	200,000	850,000



Capital Investment Program
City of Fridley, Minnesota

2023 *thru* 2027

Department Storm Water Utility
Contact Public Works Director
Type Drainage
Useful Life 25 years
Category PW - Storm Water

Project # 603-60-23102
Project Name Watershed District Water Quality Projects

Account No.: 603-6039-705100

Description
 This project includes a stormwater pond expansion serving City watersheds and to improve stormwater quality. The location will vary annually.
 \$50,000 was carried forward from 2022.

Justification
 These projects are used to leverage external funding sources for water quality projects under the jurisdiction of the Mississippi Watershed Management Organization (MWMO), Rice Creek Watershed District (RCWD), and Coon Creek Watershed District (CCWD).

Expenditures	2023	2024	2025	2026	2027	Total
Construction/Maintenance	150,000	80,000	300,000	200,000	200,000	930,000
Total	150,000	80,000	300,000	200,000	200,000	930,000

Funding Sources	2023	2024	2025	2026	2027	Total
Storm Water Utility Fees	15,000	80,000	285,000	185,000	200,000	765,000
Storm Water Utility Fund Reserves	135,000		15,000	15,000		165,000
Total	150,000	80,000	300,000	200,000	200,000	930,000



Capital Investment Program
City of Fridley, Minnesota

2023 *thru* 2027

Department Storm Water Utility
Contact Public Works Director
Type Drainage
Useful Life 25 years
Category PW - Storm Water

Project # 603-60-23406
Project Name Storm Sewer System Upgrades with Street Projects

Account No.: 603-6039-705100

Description
 This project includes repairs to the storm water conveyance system in conjunction with annual street rehabilitation projects.

Justification
 This project provides maintenance and repairs needed to the existing storm water collection system.

Expenditures	2023	2024	2025	2026	2027	Total
Construction/Maintenance	115,000	115,000	120,000	120,000	125,000	595,000
Total	115,000	115,000	120,000	120,000	125,000	595,000

Funding Sources	2023	2024	2025	2026	2027	Total
Storm Water Utility Fees	115,000	115,000	120,000	120,000	125,000	595,000
Total	115,000	115,000	120,000	120,000	125,000	595,000



Capital Investment Program
City of Fridley, Minnesota

2023 *thru* 2027

Department Storm Water Utility
Contact Public Works Director
Type Drainage
Useful Life 25 years
Category PW - Storm Water

Project # 603-60-23445
Project Name Watershed BMP Implementation

Account No.: 603-6039-635100

Description

This project includes water quality improvements through application of Best Management Practices (BMPs) for storm water.

Justification

This project will apply storm water BMPs citywide on a targeted basis through the installation of raingardens, water quality structures and biofilters among other improvements.

Expenditures	2023	2024	2025	2026	2027	Total
Construction/Maintenance	25,000	25,000	30,000	30,000	30,000	140,000
Total	25,000	25,000	30,000	30,000	30,000	140,000

Funding Sources	2023	2024	2025	2026	2027	Total
Storm Water Utility Fees	25,000	25,000	30,000	30,000	30,000	140,000
Total	25,000	25,000	30,000	30,000	30,000	140,000



Capital Investment Program
City of Fridley, Minnesota

2023 *thru* 2027

Department Storm Water Utility
Contact Public Works Director
Type Drainage
Useful Life 25 years
Category PW - Storm Water

Project # 603-60-23472
Project Name Stormwater Pond Maintenance

Account No.: 603-6039-635100

Description
 This project involves cleaning and repair of small storm water ponds outside other capital projects.

Justification
 These improvements are needed annually to maintain the needed capacity to keep existing storm water pond systems functioning normally.

Expenditures	2023	2024	2025	2026	2027	Total
Construction/Maintenance	180,000	30,000	30,000	100,000	150,000	490,000
Total	180,000	30,000	30,000	100,000	150,000	490,000

Funding Sources	2023	2024	2025	2026	2027	Total
Storm Water Utility Fees	180,000	30,000	30,000	100,000	150,000	490,000
Total	180,000	30,000	30,000	100,000	150,000	490,000



Capital Investment Program
City of Fridley, Minnesota

2023 *thru* 2027

Department Storm Water Utility
Contact Public Works Director
Type Drainage
Useful Life 25 years
Category PW - Storm Water

Project # 603-60-23478
Project Name Sediment Removal Projects

Account No.: 603-6039-635100

Description
 This item includes projects to remove sedimentation from large flow ways.
 \$100,000 is carried forward from 2022 to 2023 to complete this project.

Justification
 This project would provide funding for large sediment removal projects.

Expenditures	2023	2024	2025	2026	2027	Total
Construction/Maintenance	250,000			500,000		750,000
Total	250,000			500,000		750,000

Funding Sources	2023	2024	2025	2026	2027	Total
Storm Water Utility Fees				351,000		351,000
Storm Water Utility Fund Reserves	250,000			149,000		399,000
Total	250,000			500,000		750,000



Capital Investment Program

2023 *thru* 2027

City of Fridley, Minnesota

Department Storm Water Utility

Contact Public Works Director

Type Drainage

Useful Life 25 years

Category PW - Storm Water

Project #	603-60-25524
Project Name	Norton Creek Flood Control

Account No.: 603-6039-705100

Description

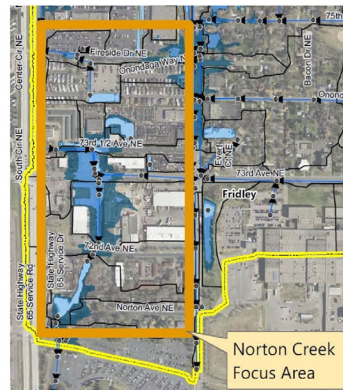
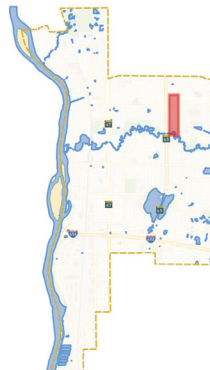
The project will provide some mitigation flooding for properties along Norton Creek including those near 73rd Avenue by construction of a parallel interceptor from 73rd Avenue to Rice Creek.

Justification

The project will mitigate flooding issues for properties along Norton Creek.

Expenditures	2023	2024	2025	2026	2027	Total
Construction/Maintenance			450,000	450,000		900,000
Total			450,000	450,000		900,000

Funding Sources	2023	2024	2025	2026	2027	Total
Storm Water Utility Fund Reserves			450,000	450,000		900,000
Total			450,000	450,000		900,000



This page intentionally left blank.



MUNICIPAL LIQUOR



Introduction and Allowable Uses

The Municipal Liquor Fund accounts for funds accumulated for the operational and capital expenses related to the sale of beer, wine and liquor by the City. For the purposes of the CIP, this section contains budget authority related to the acquisition, expansion, improvement, replacement and/or major repairs for the two municipal liquor stores operated by the City, including: building and cooler improvements; furnishings and furniture; information technology; real estate; security systems; and signage.

The primary funding sources for this fund includes the proceeds from the sale of beer, wine and liquor, and other miscellaneous items sold by the municipal liquor stores.

Project Highlights

In 2023, the CIP for the Municipal Liquor Fund appropriates \$137,500 of budget authority for 2 capital projects:

- \$110,000, for capital improvements at Store No. 2 (Project No. 609-69-22201),
- \$27,500, for the flooring replacement at Store No. 1 (Project No. 609-69-23201),

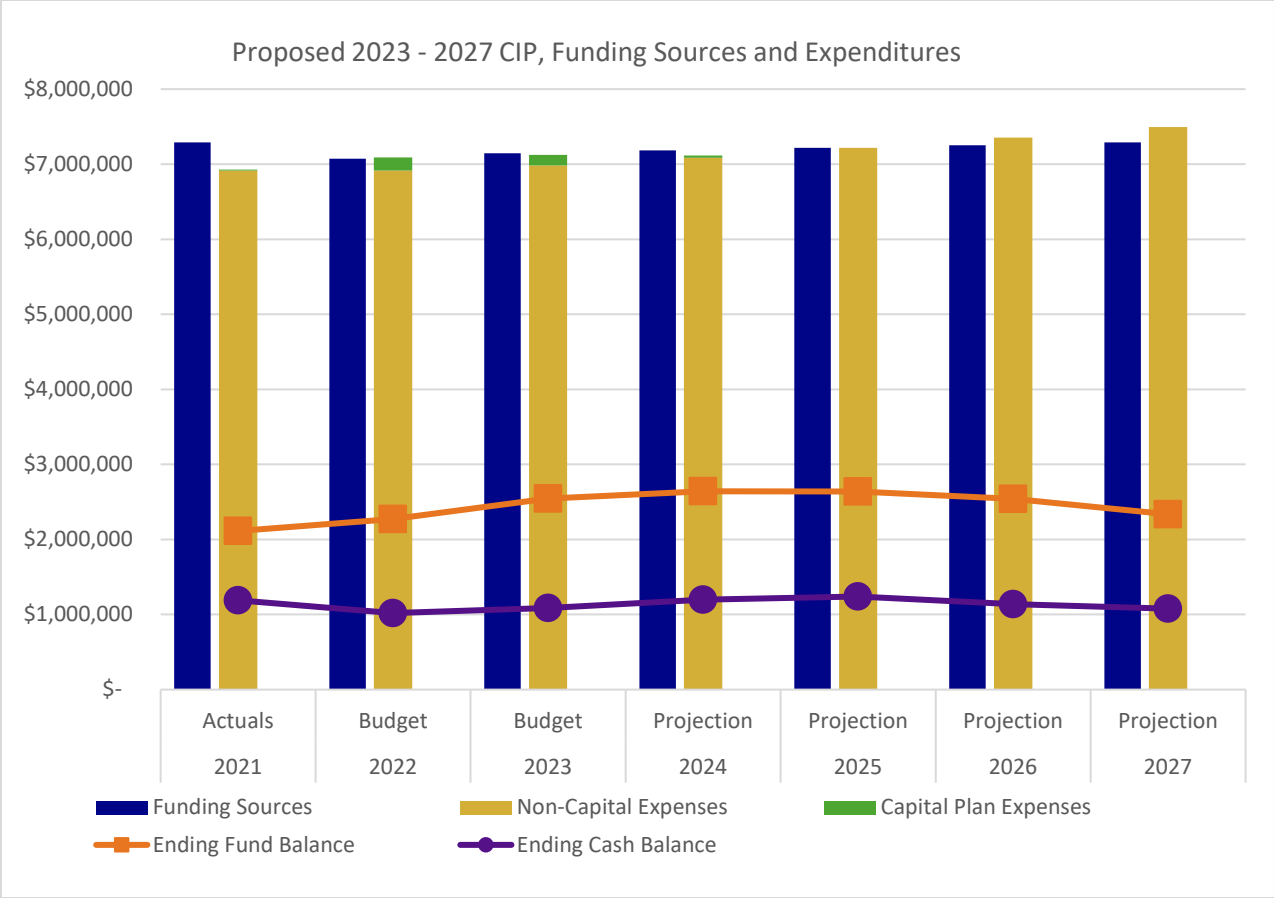
Financial Summary

The Municipal Liquor Fund will remain approximately \$1,052,400 above the cash balance threshold established by the Council and will continue to stay above threshold requirements through 2027. These additional monies may be used to support further investments in the two municipal liquor store locations over the next five years or transferred to other capital project funds to finance specific capital projects.

Generally, the City attributes the strong performance of the Municipal Liquor Fund to a shift in consumer habits related to the outbreak of COVID-19. However, given the nature of the COVID-19 pandemic, the opening of a new regional competitor and the recent launch of a new online ordering system, financial ambiguity continues to exist for the enterprise for at least the next fiscal year. Despite this uncertainty, the Municipal Liquor Division remains on pace to match or exceed gross revenues from the previous fiscal, which could result in a fourth, consecutive record-breaking year.

The Municipal Liquor Fund will continue to undertake a series of improvements while attempting to maintain its long-standing obligations to other funds as well as the appeal and efficient operation of its facilities. Figure No. 17 on the following page outlines the project fund activity through 2027.

Budget Reallocation. Based on current expenditure activity, the Proposed 2023-2027 CIP assumes \$110,000 of "carry-over" budget authority from 2022 in the Municipal Liquor Fund.



The remainder of this page intentionally left blank.

MUNICIPAL LIQUOR FUND
2023 Capital Investment Program Budget and 2024 through 2027 Plan
Funding Sources and Expenditure Projections

Fund No. 609	2023	2024	2025	2026	2027	Total
Funding Sources	Budget	Projection	Projection	Projection	Projection	Projection
Liquor Sales	\$ 7,138,700	\$ 7,174,400	\$ 7,210,300	\$ 7,246,400	\$ 7,282,600	\$ 36,052,400
Interest on Investments	7,300	7,400	7,500	7,500	7,600	37,300
Total Funding Sources	\$ 7,146,000	\$ 7,181,800	\$ 7,217,800	\$ 7,253,900	\$ 7,290,200	\$ 43,164,500
Non-Capital Expenses						
Cost of Goods Sold	\$ 5,198,600	\$ 5,302,600	\$ 5,408,700	\$ 5,516,900	\$ 5,627,200	\$ 27,054,000
Operating Expenses	1,403,500	1,399,100	1,427,100	1,455,600	1,484,700	7,170,000
Depreciation	44,000	44,200	44,400	44,600	44,800	222,000
Transfers	338,500	338,500	338,500	338,500	338,500	1,692,500
<i>Subtotal Non-capital Expenses</i>	<i>\$ 6,984,600</i>	<i>\$ 7,084,400</i>	<i>\$ 7,218,700</i>	<i>\$ 7,355,600</i>	<i>\$ 7,495,200</i>	<i>\$ 36,138,500</i>
Capital Plan Expenses						
<i>Subtotal Capital Plan Expenses</i>	<i>\$ 137,500</i>	<i>\$ 32,500</i>	<i>\$ -</i>	<i>\$ -</i>	<i>\$ -</i>	<i>\$ 170,000</i>
Total Expenses	\$ 7,122,100	\$ 7,116,900	\$ 7,218,700	\$ 7,355,600	\$ 7,495,200	\$ 36,308,500
Surplus (deficiency) of funding sources over (under) Expenses	\$ 161,400	\$ 97,400	\$ (900)	\$ (101,700)	\$ (205,000)	\$ (48,800)
<i>Estimated Beginning Fund Balance</i>	<i>2,273,309</i>	<i>2,434,709</i>	<i>2,532,109</i>	<i>2,531,209</i>	<i>2,429,509</i>	<i>12,200,845</i>
Projects Carried Forward from Prior Years	110,000					
Estimated Ending Fund Balance	\$ 2,434,709	\$ 2,532,109	\$ 2,531,209	\$ 2,429,509	\$ 2,224,509	\$ 12,152,045
Cash Balance Floor (5% of Average)	363,085	363,085	363,085	363,085	363,085	2,283,030
Cash Ending Balance	1,415,474	1,524,574	1,568,074	1,510,974	1,350,774	8,588,974
Difference	1,052,389	1,161,489	1,204,989	1,147,889	987,689	6,305,944

City of Fridley, Minnesota
Capital Investment Program

2023 thru 2027

PROJECTS & FUNDING SOURCES BY DEPARTMENT

Department	Project #	2023	2024	2025	2026	2027	Total
Municipal Liquor							
Store No. 2 Improvements	609-69-22201	110,000					110,000
Flooring Replacement	609-69-23100	27,500					27,500
Signage Improvements	609-69-24100		10,000				10,000
Technology Upgrades	609-69-24101		10,000				10,000
Check-Out/Cash Wrap Improvements	609-69-24102		12,500				12,500
	Municipal Liquor Total	137,500	32,500				170,000
		110,000					110,000
		27,500	32,500				60,000
	Municipal Liquor Total	137,500	32,500				170,000
	Grand Total	137,500	32,500				170,000

Capital Investment Program
City of Fridley, Minnesota

2023 *thru* 2027

Department Municipal Liquor
Contact Finance Director
Type Buildings
Useful Life 25 years
Category Finance - Municipal Liquor

Project # 609-69-22201
Project Name Store No. 2 Improvements

Account No.: 609-6920-701100

Description

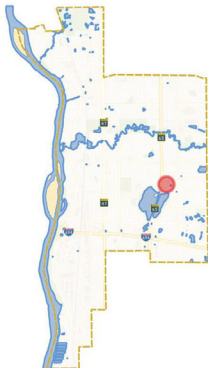
This project provides for various improvements at Store No. 2 located at 6289 Highway 65. Generally, the project includes: bathroom improvements; carpet replacement; door and window replacements; electrical system improvements and changes to the exterior of the building. \$110,000 is carried forward from the 2022 budget to complete this project.

Justification

Apart from limited improvements to its signage and façade, the City has not made major improvements to Store No.2 in the past 30 years. In 2020, the City invested approximately \$55,000 of Coronavirus Relief Fund monies to replace certain HVAC equipment. With those costs supported by other revenues, the City may now consider additional investments in the store.

Expenditures	2023	2024	2025	2026	2027	Total
Construction/Maintenance	110,000					110,000
Total	110,000					110,000

Funding Sources	2023	2024	2025	2026	2027	Total
Municipal Liquor Fees	110,000					110,000
Total	110,000					110,000



Capital Investment Program
City of Fridley, Minnesota

2023 *thru* 2027

Department Municipal Liquor
Contact Finance Director
Type Buildings
Useful Life 15 years
Category Finance - Municipal Liquor

Project # 609-69-23100
Project Name Flooring Replacement

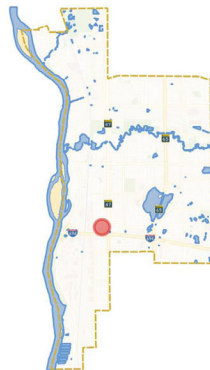
Account No.: 609-6910-635100

Description
 This project supports the replacement cost for flooring at the Fridley Market location (Store No. 1).

Justification
 The City installed the current flooring during the 2013 renovation of Store No. 1. As a result of the high volume of customer traffic, the current flooring now shows a significant amount of wear and tear and will likely need replacement in 2023, after 10 years of use.

Expenditures	2023	2024	2025	2026	2027	Total
Construction/Maintenance	27,500					27,500
Total	27,500					27,500

Funding Sources	2023	2024	2025	2026	2027	Total
Municipal Liquor Fund Reserves	27,500					27,500
Total	27,500					27,500



Capital Investment Program
City of Fridley, Minnesota

2023 *thru* 2027

Department Municipal Liquor
Contact Finance Director
Type Improvement
Useful Life 10 years
Category Finance - Municipal Liquor

Project # 609-69-24100
Project Name Signage Improvements

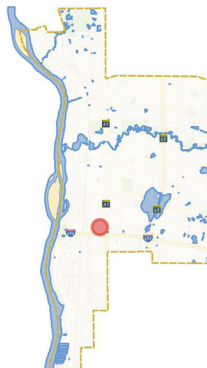
Account No.: 609-6910-635100

Description
 This project will update and improve signage and other promotional materials located throughout the Fridley Market location.

Justification
 The signage and similar material have not been modified or updated since the renovation of the Fridley Market location in 2013. In order to maintain the contemporary appearance of the store, remain consistent with shifts in branding strategies and improve customer experiences, the signage needs to be changed or replaced on a regular schedule.

Expenditures	2023	2024	2025	2026	2027	Total
Equip./Vehicles/Furnishings		10,000				10,000
Total		10,000				10,000

Funding Sources	2023	2024	2025	2026	2027	Total
Municipal Liquor Fund Reserves		10,000				10,000
Total		10,000				10,000



Capital Investment Program
City of Fridley, Minnesota

2023 *thru* 2027

Department Municipal Liquor
Contact Finance Director
Type Equipment
Useful Life 10 years
Category Finance - Municipal Liquor

Project # 609-69-24101
Project Name Technology Upgrades

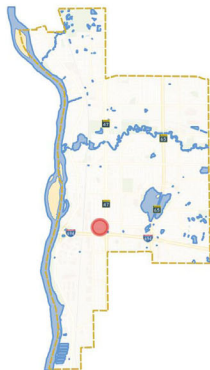
Account No.: 609-6910-635100

Description
 This project supports the purchase of both dynamic point of sale signage, and the replacement or upgrade for the existing server, printer and sonic walls in 2024.

Justification
 Generally, the municipal liquor operation would benefit from more dynamic signage, which will capitalize on existing technology to improve both customer experience and sales. More importantly, critical information technology infrastructure, including the server and printers, are in need of replacement.

Expenditures	2023	2024	2025	2026	2027	Total
Equip./Vehicles/Furnishings		10,000				10,000
Total		10,000				10,000

Funding Sources	2023	2024	2025	2026	2027	Total
Municipal Liquor Fund Reserves		10,000				10,000
Total		10,000				10,000



Capital Investment Program

2023 *thru* 2027

City of Fridley, Minnesota

Department Municipal Liquor

Contact Finance Director

Type Improvement

Useful Life 15 years

Category Finance - Municipal Liquor

Project # 609-69-24102

Project Name Check-Out/Cash Wrap Improvements

Account No.: 609-6910-635100

Description

This project will improve the check-out area and "cash wraps," and better integrate a fourth and fifth cash register into the existing layout.

Justification

The project will provide greater continuity with the current check-out and cash wrap areas and allow for more efficient use of space. It will also make the cashiering process more efficient for both staff and customers.

Expenditures	2023	2024	2025	2026	2027	Total
Equip./Vehicles/Furnishings		12,500				12,500
Total		12,500				12,500

Funding Sources	2023	2024	2025	2026	2027	Total
Municipal Liquor Fund Reserves		12,500				12,500
Total		12,500				12,500

